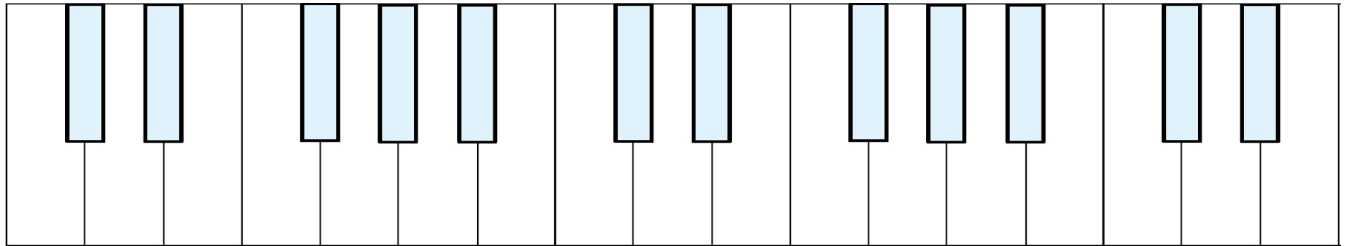


The Legendary Ukulele Barre Chord Finder

Things That Make You Go Hm ... Some peeps call these "chord inversions" to sell you a workshop.
 You don't have to spell "bar" as "barre" ... unless you love pretentiousness (and who doesn't?).

<https://jollyrogerukulele.com>

June 23, 2020
 By Gary Jugert



Standard notation below assumes Low G tuning. Any notes below middle C will be an octave higher on a High G ukulele.

Cmaj

Chord	Diagram	Fret
C		0
C#		1
D		2
E \flat		3
E		4
F		5
F#		6
G		7

Musical notation for measures 1-8. Treble clef, 2/4 time, tempo = 120. Measure numbers 2-8 are indicated above the staff. Fingering numbers 1-4 are shown below the strings.

Amaj

Chord	Diagram	Fret
A		0
B \flat		1
B		2
C		3
C#		4
D		5
E \flat		6
E		7

Musical notation for measures 9-16. Measure numbers 10-16 are indicated above the staff. Fingering numbers 1-4 are shown below the strings.


Fmaj









Chord	Diagram	Fret
F		0
F#		1
G		2
A \flat		3
A		4
B \flat		5
B		6
C		7

Musical notation for measures 17-24. Measure numbers 18-24 are indicated above the staff. Fingering numbers 1-4 are shown below the strings.

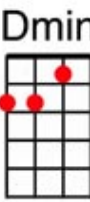
The Legendary Ukulele Barre Chord Finder









Amin



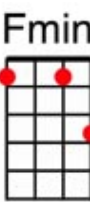
A m	B♭m	B m	C m	C♯m	D m	E♭m	E m
							
25	26	27	28	29	30	31	32
0	1	2	3	4	5	6	7
0	1	2	3	4	5	6	7
0	1	2	3	4	5	6	7
2	3	4	5	6	7	8	9









Dmin



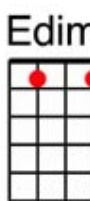
D m	E♭m	E m	F m	F♯m	G m	A♭m	A m
							
33	34	35	36	37	38	39	40
0	1	2	3	4	5	6	7
1	2	3	4	5	6	7	8
2	3	4	5	6	7	8	9
2	3	4	5	6	7	8	9













Fmin



F m	F♯m	G m	A♭m	A m	B♭m	B m	C m
							
41	42	43	44	45	46	47	48
3	4	5	6	7	8	9	10
1	2	3	4	5	6	7	8
1	2	3	4	5	6	7	8
1	2	3	4	5	6	7	8

Edim



E dim	F dim	F♯dim	G dim	A♭dim	A dim	B♭dim	B dim	C dim	C♯dim	D dim	E♭dim
											
49	50	51	52	53	54	55	56	57	58	59	60
1	2	3	4	5	6	7	8	9	10	11	12
0	1	2	3	4	5	6	7	8	9	10	11
1	2	3	4	5	6	7	8	9	10	11	12
0	1	2	3	4	5	6	7	8	9	10	11

The diminished shape is the same for all chord names, and does not need to be played above the third fret ... unless you want!

