



<https://UkuleleOrchestra.org>
<https://JollyRogerUkulele.com>
info@ukuleleorchestra.org
garyjugert@yahoo.com
303-984-0777

Private lessons, group lessons, camps, small group rehearsals, performances, online lessons, and the largest orchestra in the Rocky Mountains (we're pretty sure)! We've got stuff going every week around Colorado and online. If you want us to offer a class near you, contact us and we'll try to make it happen. We create happy musicians.

Other Helpful Websites

Ultimate Guitar:

Chord and lyrics

MuseScore:

Sheet music software

MusicNotes:

Buying sheet music

IMSLP:

Public domain music

Student Edition for GCEA Ukulele

World (Domination) Headquarters! 303-984-0777 - 216 S. Grant St. Denver 80209

If you've already purchased an ukulele (gasp!), call for a free appointment so we can check your ukulele for any problems and set it up properly. We do sales to individuals and groups, repairs, string changes, add strap buttons, modifications, rentals, lessons, and everything ukulele. We support schools and libraries with non-profit pricing. We do guitars and harmonicas and (of course) kazoos too. Call before stopping by. You'll need an appointment!

What You're Getting into on Our Websites (mostly free) ...

- Ukulele can be played in many musical (and goofy) ways. We teach them all:
 - Solo playing using individual notes, chords, and vocals.
 - Duet and small ensemble arrangements for hundreds of songs.
 - Ukulele and Baritone Ukulele treated with equal importance.
 - Large group material tested and ready for your ensemble.
 - Songs from all genres and time periods with wonderful melodies.
- Ukulele skills - the good ones - need to be taught by more teachers. We need you.
- You will learn to read standard notation and tablature at the same time.
- If you have previous musical experience, this will give you instant satisfaction.
- If you have no previous musical experience, you'll be playing real music quickly.
- A complete program:
 - Beginning material everyone should tackle.
 - Tools to build musicianship useful for all instruments.
 - Material for advancing students.
 - Composing, arranging and music theory lessons.
 - Teacher certification program.
 - Epic sold-out concerts in person and online. Workshops all over the place.
 - Weekly updates with new and updated arrangements.
 - Thousands of instructional videos.

Doing Ukulele & Baritone Ukulele Right!



Here is the **ONLY** “rule” & it’s **IMPORTANT**

The pad of your left thumb goes behind the neck of your ukulele and follows along behind your middle finger just like Stu is doing above. We should never ever ever ever see your left thumb. There are no exceptions ... and if you do this one thing, your life will be so much easier down the road when we end up dealing with difficult chords and when speed matters.

A Simple Way to Make Playing Easier

Add a button onto the end of your ukulele and wear a strap when you play. You’ll need to drill a small pilot hole in the end of your uke. It’s OK. Don’t use the ones with the clip. They’re evil.

What You **DON’T** Need

A Capo: You’ll be making so many bar chords a capo will just get in the way. If you have guitar in your background, you’ll have to let it go.

A Pick: Seriously throw them away. You’ll be using all of your fingers simultaneously in lots of different ways. If you want to grow out the fingernails on your right hand it’s kinda weird but useful. Sorry, but the fingernails on your left hand hafta go. A good manicurist can still get unicorn stickers onto short nails and you’ll look marvy.

Ukulele Types

Soprano: Small and traditional.

Concert: A little bigger and easier to play.

Tenor: Most adults should be playing tenor.

Baritone: Four string guitar for bigger hands.

U-Bass: The lowest ukulele is tuned like a bass.

Banjolele: An ukulele with a banjo head for playing real loud without teeth or shoes.

Your hand size and finger shapes determine the best size for you. Wait to buy an expensive ukulele until you know what sound and playability issues matter for you. Almost all ukuleles can be amplified by adding an electronic pickup.

Stuff You’ll Need

- An ukulele, duh! (pronounced oo-koo-leh-lay)
- A button and an ukulele strap
- A gig bag with a shoulder strap
- A Snark ST-8 clip-on tuner
- A music stand and light
- A three-ring binder with section dividers, or if you’re loaded, use an iPad and ForScore
- Highlighters and pencils
- A kazoo ... no really, seriously

Strings: If your strings are white or black, you need to change them to modern fluorocarbon within six months of your initial purchase. You need to change strings at least once a year.


A Note About Low-G Tuning: A metal-wound Low-G string can tear your instrument apart if it’s not built for the pressure. You can always use a plastic Low-G string (but they don’t sound good). Low-G ukuleles are built stronger and cost more.

Other Helpful Notes

- Hold your ukulele at a 60-degree angle.
- Make sure the back of the ukulele remains in contact with the front side of you.
- Don’t lay your ukulele in your lap or let it fall into a horizontal position.
- Dots are on frets 5, 7 and 10. Memorize!
- Tension will ruin your joy in music. The only pain you should feel is on your fingertips and your left thumb should feel tired

Tune Your Ukulele (every time you play!)

This is George Clooney. He used to be wildly famous. People Magazine gave him an award for being dreamy in 1997 and then again in 2006. He's old now and he still looks better than everybody. He married a model and lives in Italy. But kids these days don't know him because he wears a suit of armor and sells Nespresso. I've decided I'm bringing George back. Help make him famous.



George Clooney Eats Apples = GCEA

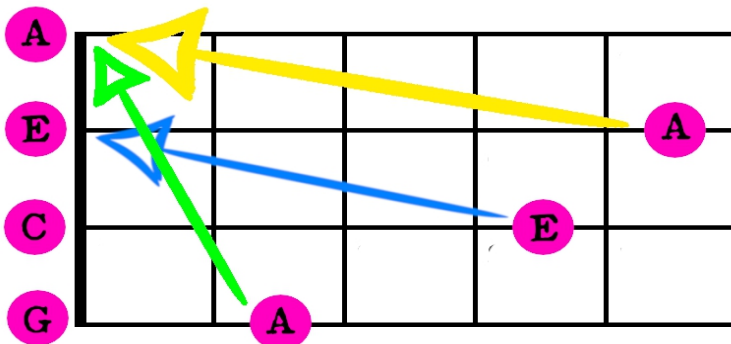
- or, Goats Can Eat Anything = GCEA
- For **BARITONE** ukuleles use DGBE
- Canadian tuning is **ADF#B** (just 'cuz)

Use a **top of the line clip-on tuner** or a **tuning app** on your phone. Check your tuning every time you play.



How to use Relative Tuning ... buy a tuning fork tuned to A.

Check the open string #1, string #2 on the fifth fret, and string #4 on the second fret. Once those are set, double check every string as shown to see if they sound the same.



Practice Log

Name:

Month:

Personal Goal:

	Time Spent	Notes
1		
2		
3		
4		
5		
6		
7		
8		
9		
10		
11		
12		
13		
14		
15		
16		
17		
18		
19		
20		
21		
22		
23		
24		
25		
26		
27		
28		
29		
30		
31		

Practice Log

Name:

Month:

Personal Goal:

	Time Spent	Notes
1		
2		
3		
4		
5		
6		
7		
8		
9		
10		
11		
12		
13		
14		
15		
16		
17		
18		
19		
20		
21		
22		
23		
24		
25		
26		
27		
28		
29		
30		
31		

Jolly Roger Ukulele Progress Tracker

#	Ukulele & Baritone Tracker	Date	Notes
1	Introduction to the Program		
2	Doing Ukulele Right		
3	Tuning Your Instrument		
4	Practice Log		
5	Progress Tracker		
6	Frère Jacques		
7	Strumming in the Key of A		
8	Strumming in the Key of C		
9	Chord Chart		
10	Make a Better Bar		
11	Major Scale		
12	Getting to Know the Fretboard		
13	My Spaghetti Monster		
14	Three Blind Mice		
15	Brahm's Lullabye		
16	Yankee Doodle		
17	Key of C Arpeggiator (Baritone G)		
18	Amazing Grace		
19	Happy Birthday		
20	La Cucaracha		
21	All Through the Night		
22	Home on the Range		
23	Key of G Arpeggio (Baritone D)		
24	Simple Gifts		
25	Carnival of Venice		
26	Daisy Bell		
27	Key of F Arpeggiator (Baritone C)		
28	Aloha 'Oe		
29	Scarborough Fair		
30	End of Book 1 Exam (very serious)		
31	Drunken Sailor		
32	For He's a Jolly Good Fellow		
33	Happy Birthday Blinky Style		
34	Vive La Companie		
35	Ash Grove		
36	Danny Boy		
37	Last Rose of Summer		
38	Melville Castle		
39	Minstrel Boy		
40	Molly Malone		
41	Parting Glass		
42	Siúil A Rún		
43	Water is Wide		
44	Whiskey in the Jar		
45	Will Ye Nae Come Back Again		
46	"Bach" Menuett Suite		
47	Beethoven Für Elise		
48	Beethoven Ode to Joy		
49	Tárrega Estudio		
50	Clementine		
51	Colorado Trail		
52	Down in the Valley		
53	I've Been Working on the Railroad		
54	Red River Valley		

Jolly Roger Ukulele Progress Tracker

#	Ukulele & Baritone Tracker	Date	Notes
55	Streets of Laredo		
56	Tenting Tonight		
57	Tom Dooley		
58	You are My Sunshine		
59	Alouette		
60	Ah Vous Dirai-Je Maman		
61	Au Claire de la Lune		
62	Après de Ma Blonde		
63	Frère Jacques Ennuyeuse		
64	Funiculi Funicula		
65	O Sole Mio		
66	Santa Lucia		
67	Cielito Lindo		
68	Jarabe Tapatio		
69	Las Chiapanecas		
70	Las Mañanitas		
71	Spanish Romance		
72	Down by the Riverside		
73	Kumbaya		
74	Lift Every Voice and Sing		
75	This Little Light of Mine		
76	Beautiful Dreamer		
77	Camptown Races		
78	Hard Times Come Again No More		
79	Jeanie with the Light Brown Hair		
80	My Old Kentucky Home		
81	Oh Susanna		
82	Take Me Out to the Ballgame		
83	After the Ball		
84	Ain't Gonna Rain No Mo'		
85	Ain't She Sweet		
86	Ain't We Got Fun		
87	Buffalo Gals		
88	By the Light of the Silvery Moon		
89	Come Josephine in My Flying Machine		
90	Five Foot Two		
91	If You Knew Suzie		
92	I'll See You in My Dreams		
93	Man on the Flying Trapeze		
94	Tonight You Belong to Me		
95	Ukulele Lady		
96	Yes We Have No Bananas		
97	End of Book 2 Exam		
	Other Stuff to Do:		
*	TuffRawk Book (member's section)		
*	Jumping Flea Arpeggiator (whole thing)		
*	Arranging for Solo and Ensemble Ukulele		
*	Theory and Composition		
*	Holiday Tunes		

Frère Jacques

February 8, 2024
 Traditional (1780-ish)
 Arranged for Ukulele
 by Gary Jugert

Jolly Roger Ukulele: Book 1
<https://jollyrogerukulele.com>

Baritone Shape

A



Repeats:
 0 thru 8
 1 thru 7
 9 to end

♩ = 80

Chords
& Lyrics

Ukulele
Melody

Ukulele chord diagrams for A shape are shown above the staff. The first diagram is labeled 'A' and has a '1' below it. The second diagram is also labeled 'A' and has a '2' below it.

Frè - re Jac - ques. Frè - re Jac - ques.
 Are you sleep - ing? Are you sleep - ing?
 Open Middle Pinkie Open Open Middle Pinkie Open

Ukulele melody: 0 2 4 0 | 0 2 4 0

Ukulele chord diagrams for A shape are shown above the staff. The first diagram is labeled 'A' and has a '3' below it. The second diagram is also labeled 'A' and has a '4' below it.

Dor - mez vous? Dor - mez vous?
 Bro - ther John? Bro - ther John?
 Index Middle Pinkie Index Middle Pinkie

Ukulele melody: 4 5 7 | 4 5 7

Ukulele chord diagrams for A shape are shown above the staff. The first diagram is labeled 'A' and has a '5' below it. The second diagram is also labeled 'A' and has a '6' below it.

Son - nez les ma - tin - es. Son - nez les ma - tin - es.
 Morn - ing bells are ring - ing. Morn - ing bells are ring - ing.
 Ring Pinkie Ring Middle Index Open Ring Pinkie Ring Middle Index Open

Ukulele melody: 7 9 7 5 4 0 | 7 9 7 5 4 0

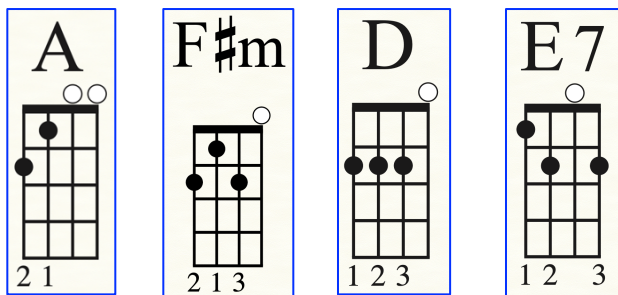
Ukulele chord diagrams for A shape are shown above the staff. The first diagram is labeled 'A' and has a '7' below it. The second diagram is labeled 'A' and has an '8' and '1.' below it. The third diagram is labeled 'A' and has a '9' and '2.' below it.

Ding. Dang. Dong. Ding. Dang. Dong. Ding. Dang. Dong.
 Ding. Dang. Dong. Ding. Dang. Dong. Ding. Dang. Dong.
 First String Second String First String First String Second String First String First String Second String First String

Ukulele melody: 0 0 0 | 0 0 0 | 0 0 0 1 2



ukuleleorchestra.org



One Chord Songs

Frere Jacques [4/4]

[A] Are you sleeping, are you sleeping, brother John, brother John? Morning bells are ringing. Morning bells are ringing. Ding, dang, dong. Ding, dang, dong.

Frère Jacques, Frère Jacques, dormez-vous, dormez-vous? Sonnez les matines. Sonnez les matines. Ding, dang, dong. Ding, dang, dong.

Three Blind Mice [4/4]

[A] Three blind mice. Three blind mice. See how they run. See how they run. They all ran after the farmer's wife. She cut off their tails with a carving knife. Have you ever seen such a sight in your life as three blind mice?

Row Row Row Your Boat [6/8]

[D] Row row row your boat gently down the stream. Merrily merrily merrily merrily. Life is but a dream.

[D] Row, row, row your boat right across the lake. Don't stand up and rock the boat -- oh that's a big mistake.

[D] Row, row, row your boat underneath the stream. Ha ha fooled you. It's a submarine.

Farmer in the Dell [4/4]

The [D] farmer in the dell. The farmer in the dell. Hi-Ho the dairy-o. The farmer in the dell.


- The farmer takes the wife.
- The wife takes the child.
- The child takes the nurse.
- The nurse takes the bull.
- The bull takes the cow.
- The cow takes the dog.
- The dog takes the cat.
- The cat takes the rat.
- The rat takes the cheese.
- The cheese stands alone.

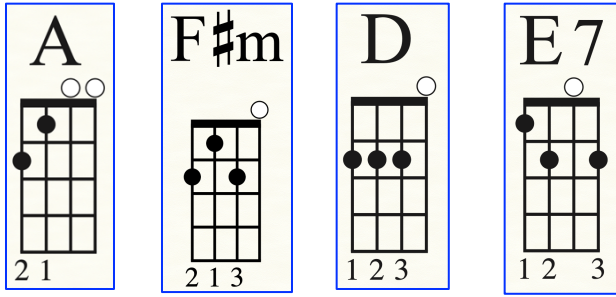
Lime in the Coconut [4/4]

My [E7] brother bought a coconut. He Bought it for a dime. My sister had another one and spent it on a lime. You put the lime in the coconut and shake it all up. You put the lime in the coconut and drink it all up. You put the lime in the coconut and then you'll perk on up. (hoo-wah)

Called the doctor woke him up and here is what I said. I said: **Doctor** ain't there nothin' I can take? I said: **Doctor** to relieve this bellyache. I said: **Doctor** ain't there nothin' I can take? You put the lime in the coconut, you drink 'em both together. Put the lime in the coconut, then you feel much better. Put the lime in the coconut, and {slow down!} call me in the morning. **

{asterisks in this book mean tremulo strum}





Two Chord Songs

Five Little Monkeys [4/4]


[A] Five little monkeys jumpin' on the bed.
 One fell off and [E7] bumped his [A] head.
 Sent for the doctah, doctah he said, no more
 monkeys jumpin' [E7] on the
 [A] bed.

- Four little monkeys.
- Three little monkeys.
- Two little monkeys.
- One little monkeys.

Hokey Pokey [4/4]

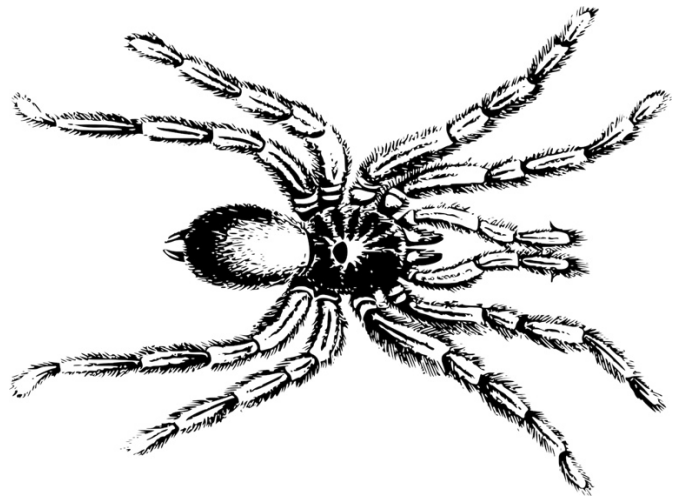
You put your [A] right foot in. You take your
 right foot out. You put your right foot in and
 you [E7] shake it all about. You do the hokey
 pokey and you turn yourself around. That's
 what it's all a- [A] bout.

- You put your left foot in.
- Right hand. Left hand. Noggin. Bottom.
- You put your whole self in.



Hush Little Baby [4/4]

[A] Hush, little baby, [E7] don't say a word,
 papa's gonna buy you a [A] **mockingbird**. If
 that mockin'- [E7] bird don't sing, papa's
 gonna buy you a [A] **diamond ring**. And if
 that diamond [E7] ring turns brass, papa's
 gonna buy you a [A] **looking glass**. And if
 that looking [E7] glass gets broke, papa's
 gonna buy you a [A] **billy goat**. And if that
 billy [E7] goat won't pull, papa's gonna buy
 you a [A] **cart and bull**. And if that cart and
 [E7] bull turn over, papa's gonna buy you a
 [A] **dog named Rover**. And if that dog named
 [E7] Rover won't bark, papa 's gonna to buy
 you and [A] **horse and cart**. And if that horse
 and [E7] cart falls down, you're always gonna
 be the sweetest [A] **baby in town**.

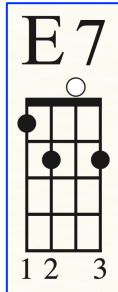
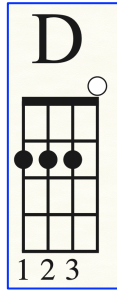
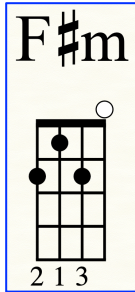
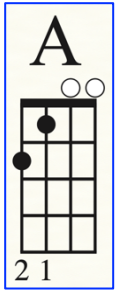


Itsy-Bitsy Spider [4/4]

The [A] itsy-bitsy spider went [E7] up the
 water [A] spout. Down came the rain and
 [E7] washed the spider [A] out. Out came the
 sun and [E7] dried up all the [A] rain, and
 the itsy-bitsy spider went [E7] up the spout
 a- [A] gain.

London Bridge is Falling Down [4/4]

[A] London Bridge is falling down,
 [E7] falling down, [A] falling down. London
 Bridge is falling down, [E7] my fair [A] lady.
 Build it up with silver and gold, [E7] silver
 and gold, [A] silver and gold. Build it up with
 silver and gold, [E7] my fair [A] lady. Take
 the key and have some tea, [E7] have some
 tea, [A] have some tea. Take the key and
 have some tea, [E7] my fair [A] lady.



Three Chord Songs



Simple Gifts [4/4]

'tis a [A] gift to be simple, 'tis a gift to be free,
'tis a [E7] gift to come down to where we
ought to be, and [A] when we find ourselves
in a place that is right, it will [E7] be in the
valley of [A] love and delight.

When true simplicity is gained, to bow and to
bend we [E7] won't be ashamed. To
[A] turn turn and turn it will be our delight
'til by [E7] turning and turning we
[A] come round right.



Soft Kitty [4/4]

[A] Soft kitty [E7] warm kitty [A] little ball
of fur. Happy kitty [E7] sleepy kitty.
[A] Purr, [E7] purr, [A] purr.

Wheels on the Bus [4/4]

The [A] wheels on the bus go round and
round, [E7] round and round, [A] round and
round. The wheels on the bus go round and
round [E7] all through the [A] town.

- The people on the bus go up and down.
- The horn on the bus goes beep, beep, beep.
- The wipers on the bus go swish, swish, swish.
- The signals on the bus go blink, blink, blink.
- The motor on the bus goes zoom, zoom, zoom.
- The babies on the bus go waa, waa, waa.
- The parents on the bus go shh, shh, shh.
- The mummies on the bus say, "I love you."

Clementine [3/4]

In a [A] cavern in a canyon excavating for a
[E7] mine dwelt a [D] miner forty- [A] niner,
and his [E7] daughter Clemen- [A] tine.

Oh my [A] darling, oh my darling, oh my
darling Clemen- [E7] tine. You are [D] lost
and gone for- [A] ever dreadful [E7] sorry
Clemen- [A] tine.

Light she [A] was and like a fairy and her
shoes were number [E7] nine. Herring
[D] boxes without [A] topses, sandals
[E7] were for Clemen- [A] tine.

Drove the [A] ducklings to the water ev'ry
morning just at [E7] nine, hit her [D] foot
against a [A] splinter, fell in- [E7] to the
foaming [A] brine.

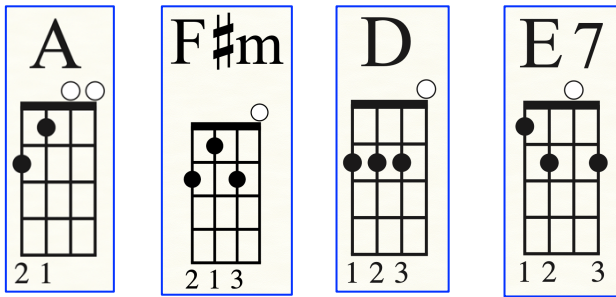
Ruby [A] lips above the water, blowing
bubbles soft and [E7] fine, but [D] alas I was
no [A] swimmer, neither [E7] was my
Clemen- [A] tine.

In a [A] churchyard near the canyon, where
the myrtle boughs en- [E7] twine, grow the
[D] roses in their [A] posies, ferti- [E7] lized
by Clemen- [A] tine.

Then, the [A] miner, forty-niner, soon began
to fret and [E7] pine, thought he [D] oughter
join his [A] daughter, so he's [E7] now with
Clemen- [A] tine.

In my [A] dreams she still doth haunt me
robed in garments soaked with [E7] brine.
Then she [D] rises from the [A] waters, and I
[E7] kiss my Clemen- [A] tine.

How I [A] missed her, how I missed her, how
I missed my Clemen- [E7] tine, 'til I
[D] kissed her little [A] sister then for-
[E7] got my Clemen- [A] tine.



Danny Boy [4/4]

Oh Danny [A] boy the pipes the pipes are
 [D] calling from glen to [A] glen, and down
 the mountain [E7] side. The summer's
 [A] gone and all the roses [D] falling. It's you
 it's [A] you must [E7] go and I must [A] bide.

But come ye [A] back when [D] summer's in
 the [A] meadow, or when the valley's
 [D] hushed and white with [E7] snow. Oh I'll
 be [A] here in [D] sunshine or in [A] shadow.
 Oh Danny boy oh Danny [E7] boy I love you
 [A] so.

But if you [A] come and all the flowers
 [D] dying, and I am [A] dead (and dead I well
 may [E7] be), you'll come and [A] find the
 place where I am [D] lying, and kneel and
 [A] say an [E7] "Ave" for [A] me.

And I will [A] know though [D] soft you tread
 a- [A] bove me, and in my grave will
 [D] warm and sweeter [E7] be. And you'll
 kneel [A] down and [D] whisper that you
 [A] love me. And I will sleep in peace un-
 [E7] til you come to [A] me.

Do Your Ears Hang Low? [4/4]

Do your [A] ears hang low? Do they
 [D] wobble to and fro? Can you [A] tie them
 in a knot? Can you [E7] tie them in a bow?
 Can you [A] throw them o'er your shoulder
 like a [D] continental soldier? Do your
 [A] ears [E7] hang [A] low?

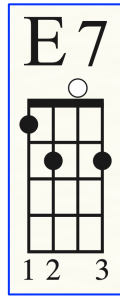
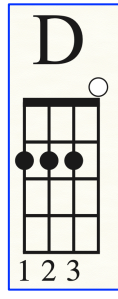
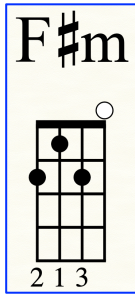
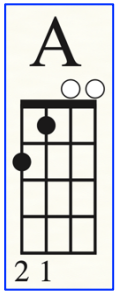
Do your [A] ears stand high? Do they
 [D] reach up to the sky? Do they [A] droop
 when they are wet? Do they [E7] stiffen
 when they're dry? Can you [A] semaphore
 your neighbor with a [D] minimum of labor?
 Do your [A] ears [E7] stand [A] high?

Do your [A] ears fall off? Do they [D] dangle
 when you cough? Can you [A] juggle them for
 fun? And put them [E7] back when you are
 done? Can you [A] do some origami? Can you
 [D] chew them like salami? Do your [A] ears
 [E7] fall [A] off?

Do your [A] ears flip-flop? Can you [D] use
 them as a mop? Are they [A] stringy at the
 bottom? Are they [E7] curly at the top? Can
 you [A] use them for a swatter? [D] Can you
 use them for a blotter? Do your [A] ears
 [E7] flip- [A] flop?

Do your [A] ears stick out? Can you
 [D] waggle them about? Can you [A] flap
 them up and down as you [E7] fly around the
 town? Can you [A] shut them like a door
 when you [D] hear an awful bore? Do your
 [A] ears [E7] stick [A] out?

Do your [A] ears give snacks? Are they
 [D] filled up with some wax? Do you [A] eat it
 in the morning? Do you [E7] eat it in the
 bath? Do you [A] eat it with a scone or en-
 [D] joy it on its own? Do your [A] ears
 [E7] give [A] snacks?



For He's a Jolly Good Fellow! [6/8]

For [A] he's a jolly good [D] fel- [A] low.
For [E7] he's a jolly good [A] fellow.
For he's a jolly good [D] fellow **
that [E7] nobody can de- [A] ny!

That nobody can deny!
That nobody can deny!

For he's a jolly good [D] felloooooooooow **
that [E7] nobody can de- [A] ny!

Happy Birthday Blinky Style [4/4]

Happy [A] birth-a-day to [E7] you.
Shug-a-shug, shug-a-shug.

Happy [E7] birth-a-day to [A] you.
Shug-a-shug, shug-a-shug.

Happy [A] birth-a-day
dear [D] chil-a-dren.
Happy [A] birth-a-day
[E7] to [A] you.

Shug-a-shug
shug shug.



If You're Happy and You Know It [4/4]

If you're [A] happy and you know it, clap
your [E7] hands. If you're happy and you
know it, clap your [A] hands. If you're
[D] happy and you know it, then your
[A] face will surely show it. If you're
[E7] happy and you know it, clap your
[A] hands.

- Stomp your feet.
- Say hooray.
- Do all three!

I'm a Little Teapot [4/4]

[A] I'm a little teapot [D] short and [A] stout.
[E7] Here is my [A] handle, [E7] here is my
[A] spout. When I get all steamed up [D] hear
me [A] shout. Tip me over and [E7] pour me
[A] out.



I'm Bringing Home a Baby Bumblebee [4/4]


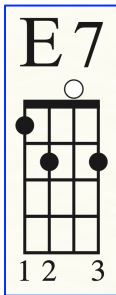
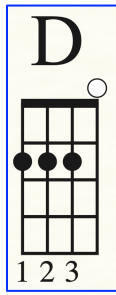
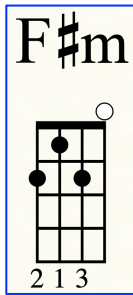
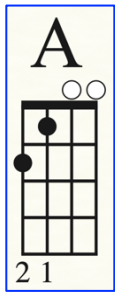
I'm [A] bringing home a [D] baby
[A] bumblebee. [E7] Won't my [A] mommy
[D] be so proud of [A] me? I'm bringing home
a [D] baby [A] bumblebee.
Ouch! He bit me!

I'm [A] squishing up my [D] baby
[A] bumblebee. [E7] Won't my [A] mommy
[D] be so proud of [A] me? I'm squishing up
my [D] baby [A] bumblebee.
Eew! It's on me!

I'm [A] licking off my [D] baby
[A] bumblebee. [E7] Won't my [A] mommy
[D] be so proud of [A] me? I'm licking off my
[D] baby [A] bumblebee.
He's inside me!

I'm [A] barfing up my [D] baby
[A] bumblebee. [E7] Won't my [A] mommy
[D] be so proud of [A] me? I'm barfing up my
[D] baby [A] bumblebee.
Oh! What a mess!

I'm [A] wiping off my [D] baby
[A] bumblebee. [E7] Won't my [A] mommy
[D] be so proud of [A] me? I'm wiping off my
[D] baby [A] bumblebee.
Look! All clean!



I've Been Working on the Railroad [4/4]

[A] I've been working on the railroad [D] all
 the live-long [A] day. I've been working on
 the railroad just to [E7] pass the time away.
 Can't you hear the whistle [A] blowin'?
 [D] Rise up so early in the [A] morn.
 [D] Can't you hear the captain [A] shoutin'?
 [E7] "Dinah, blow your [A] horn."

Dinah, won't you blow, [D] Dinah, won't you
 blow, [E7] Dinah, won't you blow your
 [A] ho-o-rn? Dinah, won't you blow,
 [D] Dinah, won't you blow, [E7] Dinah,
 won't you blow your [A] horn?

Someone's in the kitchen with Dinah.
 Someone's in the kitchen I [E7] kno-o-o-ow.
 [A] Someone's in the kitchen with
 [D] Dinah **

[E7] strummin' on the old ban- [A] jo, and
 singin' fee, fie, fiddly-i-o. Fee, fie, fiddly-i-
 [E7] o-o-o-o. [A] Fee, fie, [D] fiddly-i-
 oooooooooo **


[E7] Strummin' on the old ban- [A] jo. ***


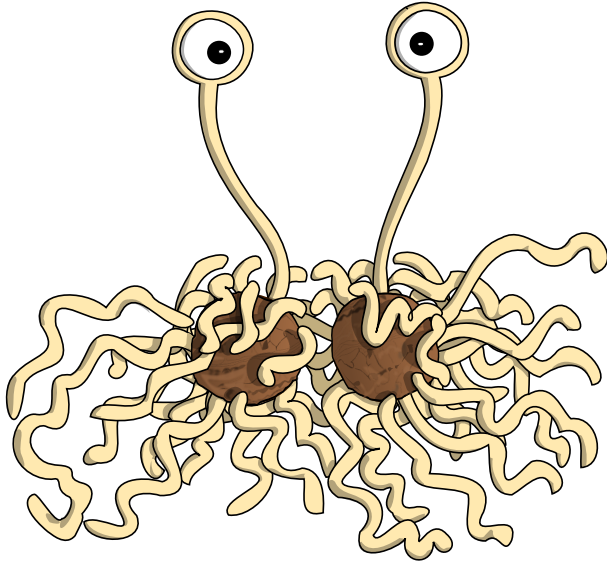
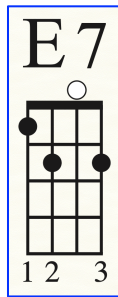
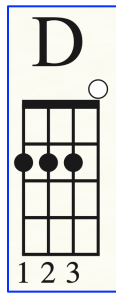
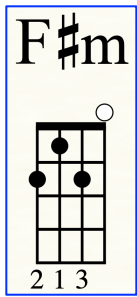
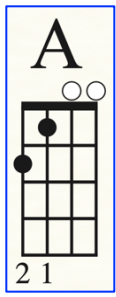
Old MacDonald [4/4]

[A] Old MacDonald [D] had a [A] farm, E-I-
 [E7] E-I- [A] O. And on his farm he [D] had a
 [A] **cow**, E-I- [E7] E-I- [A] O.

[A] With a moo moo here and a moo moo
 there. Here a moo, there a moo, everywhere a
 moo moo. [A] Old MacDonald [D] had a
 [A] farm, E-I- [E7] E-I- [A] O

- And [A] on his farm he [D] had a [A] **pig** ...
 With an oink-oink here....
- And [A] on his farm he [D] had a [A] **duck** ...
 With a quack-quack here....
- And [A] on his farm he [D] had a [A] **dog** ...
 With an arf-arf here....
- And [A] on his farm he [D] had a [A] **cat** ...
 With a meow-meow here....
- And [A] on his farm he [D] had a [A] **chicken** ...
 With a cluck-cluck here....
- And [A] on his farm he [D] had a [A] **burro** ...
 With a hee-haw here....





She'll Be Comin' Round the Mountain [4/4]

She'll be [A] coming 'round the mountain when she comes. (Toot toot). She'll be [D] coming 'round the mountain when she [A] comes. (Toot toot). She'll be [D] coming 'round the mountain, she'll be [A] coming 'round the mountain, she'll be [E7] coming 'round the mountain, when she [A] comes. (Toot toot).

- She'll be driving **six white horses** when she comes. (Whoa there)
- Oh we'll all **come out to meet her** when she comes. (Hi there)
- Oh we'll kill the **old red rooster** when she comes. (Whack whack)
- Oh we'll all have **chicken dumplings** when she comes. (Yum yum)
- Oh we'll all **drink apple cider** when she comes. (Glug glug)
- She'll have to **sleep with grandma** when she comes. (Snore snore)
- She'll wear a **woolen nightie** when she comes. (Scratch scratch)



On Top of Spaghetti [3/4]

On [A] top of spa- [D] ghetti, all covered with [A] cheese, I lost my poor [E7] meatball when somebody [A] sneezed.

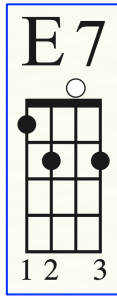
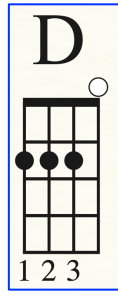
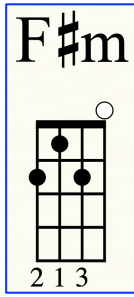
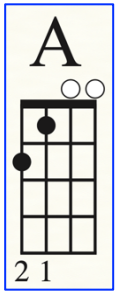
It rolled off the [D] table and onto the [A] floor. And then my poor [E7] meatball rolled right out the [A] door.

It rolled down the [D] gutter, and under a [A] bush and now my poor [E7] meatball, is nothing but [A] mush.

The rains came and [D] soaked it, as wet as can [A] be and early next [E7] summer it grew to a [A] tree.

The tree was all [D] covered with beautiful [A] moss. It grew lovely [E7] meatballs all covered in [A] sauce.

If you eat spa- [D] ghetti, all covered in [A] cheese, hang onto your [E7] meatball and don't ever [A] sneeze.



Yankee Doodle [4/4]

[A] Yankee Doodle went to town a-riding on a [E7] pony. [A] Stuck a feather [D] in his hat and [E7] called it maca- [A] roni. [D] Yankee Doodle, keep it up. [A] Yankee Doodle dandy. [D] Mind the music and the step, and [E7] with the girls be [A] handy.



You are My Sunshine [4/4]

You are my [A] sunshine, my only sunshine. You make me [D] happy, when skies are [A] gray. You'll never [D] know dear, how much I [A] love you. Please don't [E7] take my sunshine a- [A] way.

I'll always [A] love you and be there for you. I will pro- [D] tect you and keep you [A] safe. You are my [D] dream dear. You are my [A] sunshine. Please don't [E7] take my sunshine a- [A] way.

The other [A] night, dear, as I lay sleeping, I dreamed I [D] held you in my [A] arms. When I a- [D] woke, dear, I was mis- [A] taken and I [E7] hung my head and I [A] cried.



This Little Light of Mine [4/4]

[A] This little light of mine. I'm gonna let it shine. [D] This little light of mine. [A] I'm gonna let it shine. This little light of mine. I'm gonna let it shine. Let it [D] shine, let it [E7] shine, let it [A] shine.

This Old Man [4/4]

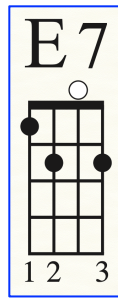
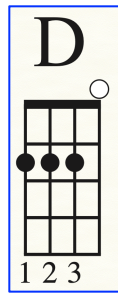
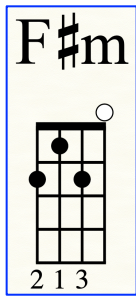
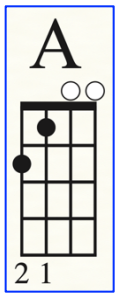
[A] This old man, he played one. [D] He played knick knock [E7] on my thumb with a [A] knick knock paddy whack give the dog a bone. [E7] This old man came rolling [A] home.

- Two...my shoe
- Three...my knee
- Four...the door
- Five...on a bee hive
- Six...the sticks
- Seven...up to heaven
- Eight...on the gate
- Nine...down the line
- Ten...in the den

Twinkle, Twinkle Little Star [4/4]

[A] Twinkle, twinkle [D] little [A] star. [E7] How I [A] wonder [E7] what you [A] are. Up a- [D] bove the [A] world so [E7] high, [A] like a [D] diamond [A] in the [E7] sky. [A] Twinkle, twinkle [D] little [A] star. [E7] How I [A] wonder [E7] what you [A] are.

[A] **abcd** [D] **ef** [A] **g** [E7] **hi** [A] **jk**
[E7] **lmno** [A] **p. qr** [D] **s** and [A] **tu**
[E7] **v** [A] **w** [D] **x** and [A] **y** and [E7] **z**.
[A] **Now I know my** [D] **ab** [A] **c's**
[E7] **next time** [A] **won't you** [E7] **sing with**
[A] **me.**



[A] Kookaburra [D] sits on a [A] rusty nail
 [A] Gets a [D] boo-boo [A] on his tail
 [D] Cry, Kookaburra! [F#m] Cry,
 kookaburra! [A] Oh how [E7] life can [A] be.
 [A] Kookaburra [D] sits in the [A] old gum
 tree, [A] merry, merry [D] king of the
 [A] bush is he [D] Laugh kookaburra,
 [F#m] laugh Kookaburra, [A] gay your
 [E7] life must [A] be.

Four Chord Songs



Kookaburra [4/4]

[A] Kookaburra [D] sits in the [A] old gum
 tree, [A] merry, merry [D] king of the
 [A] bush is he [D] Laugh kookaburra,
 [F#m] laugh Kookaburra, [A] gay your
 [E7] life must [A].

[A] Kookaburra [D] sits in the [A] old gum
 tree, [A] eating all the [D] gumdrops
 [A] he can see [D] Stop, kookaburra,
 [F#m] stop Kookaburra, [A] leave some
 [E7] there for [A] me

[A] Kookaburra [D] sits in the [A] old gum
 tree, [A] chasing all the [D] monkeys
 [A] he can see [D] Stop, kookaburra,
 [F#m] stop Kookaburra, [A] that`s not a
 [E7] monkey, that`s [A] me!

Vive la Compagnie [4/4]

Let [A] every good fellow now join in the
 song. Vive la [E7] compa- [A] nie. Success to
 each other and pass it along. Vive la
 [E7] compa- [A] nie.

[A] Vive la, vive la, [D] vive l'amour.
 [A] Vive la, vive la, [E7] vive l'amour.
 [F#m] Vive l'amour,
 [D] vive l'amour.
 [E7] Vive la compa- [A] nie.

A [A] friend on your left and a friend on your
 right. Vive la [E7] compa- [A] nie. In love and
 good fellowship, let us unite. Vive la
 [E7] compa- [A] nie.

With [A] friends all around we'll sing out our
 song. Vive la [E7] compa- [A] nie. We'll
 banish our troubles, it won't take us long.
 Vive la [E7] compa- [A] nie.

Should [A] time or occasion compel us to
 part. Vive la [E7] compa- [A] nie. These days
 shall forever enliven our hearts. Vive la
 [E7] compa- [A] nie.



<https://ukuleleorchestra.org>

In-Person and Online Fun Classes

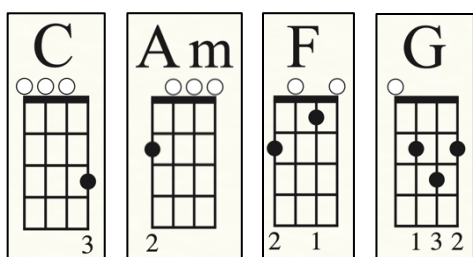
Complete Introductory Programs

Specialty and Advanced Workshops

An Orchestra YOU Can Join This Week!

303-984-0777

UKULELE VERSION



Waltzing Matilda [4/4] Go Kangaroos!

Intro: [C] [G] [Am] [F] [C] [G] [Cx4]

Verse 1:

[C] Once a jolly [G] swag man [Am] camped beside a [F] billabong [C] under the shade of a [G] coolibah tree, and he [C] sang as he [G] sat and [Am] waited 'til his [F] billy boiled. [C] "You'll come a-waltzing Ma- [G] tilda with [C] me. Waltzing Matilda. [F] Waltzing Matilda. [C] You'll come a-waltzing Ma- [G] tilda with me." And he [C] sang as he [G] sat and [Am] waited 'til his [F] billy boiled. [C] "You'll come a-waltzing Ma- [G] tilda with [C] me."

Verse 2:

[C] Down came a [G] jumbuck to [Am] drink beside the [F] billabong. [C] Up jumped the swag man and [G] grabbed him with glee and he [C] sang as he [G] stowed that [Am] jumbuck in his [F] tucker bag. [C] "You'll come a-waltzing Ma- [G] tilda with [C] me. Waltzing Matilda. [F] Waltzing Matilda. [C] You'll come a-waltzing Ma- [G] tilda with me." And he [C] sang as he [G] stowed that [Am] jumbuck in his [F] tucker bag. [C] "You'll come a-waltzing Ma- [G] tilda with [C] me."

Verse 3:

[C] Up came the [G] squatter [Am] mounted on his [F] thoroughbred. [C] Down came the troopers, [G] one two, three. Saying, [C] "Where's that jolly [G] jumbuck you've [Am] got inside your [F] tucker bag?" [C] "You'll come a-waltzing Ma- [G] tilda with [C] me. Waltzing Matilda. [F] Waltzing Matilda. [C] You'll come a-waltzing Ma- [G] tilda with me." Saying, [C] "Where's that jolly [G] jumbuck you've [Am] got inside your [F] tucker bag? [C] "You'll come a-waltzing Ma- [G] tilda with [C] me."

Verse 4:

[C] Up jumped the [G] swag man, he [Am] sprang into the [F] billabong. [C] "You'll never catch me a- [G] live...." And his [C] ghost may be [G] heard as you [Am] pass along that [F] billabong. [C] "You'll come a-waltzing Ma- [G] tilda with [C] me. Waltzing Matilda. [F] Waltzing Matilda. [C] You'll come a-waltzing Ma- [G] tilda with me." And his [C] ghost may be [G] heard as you [Am] pass along that [F] billabong. [C] "You'll come a-waltzing Ma- [G] tilda with [C] me."

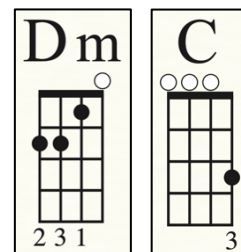
Big Finish:

[C] Waltzing Matilda. [F] Waltzing Matilda. [C] You'll come a-waltzing Ma- [G] tilda with me." And his [C] ghost may be [G] heard as you [Am] pass along that [F] billabong. [C] "You'll come a-waltzing Ma- [G] tilda with [C] me." {tremolo!}

%%%%%%%%%

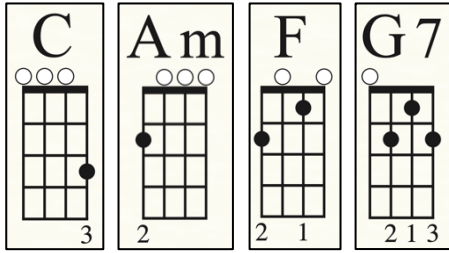
Drunken Sailor [4/4] A Sad Tale

[Dm] What shall we do with the drunken sailor?
[C] What shall we do with the drunken sailor?
[Dm] What shall we do with the drunken sailor?
[C] Earl-aye in the
[Dm] morning?



[Dm] Hoo-ray and up she rises.
[C] Hoo-ray and up she rises.
[Dm] Hoo-ray and up she rises.
[C] Earl-aye in the
[Dm] morning?

%%%%%%%%%



You are My Sunshine [4/4] A Sad Tale Too

Verse 1:

You are my [C] sunshine, my only sunshine. You make me [F] happy, when skies are [C] gray. You'll never [F] know dear, how much I [C] love you. Please don't [G7] take my sunshine a- [C] way.

Verse 2:

I'll always [C] love you and be there for you. I will pro- [F] tect you and keep you [C] safe. You are my [F] dream dear. You are my [C] sunshine. Please don't [G7] take my sunshine a- [C] way.

Verse 3:

The other [C] night, dear, as I lay sleeping, I dreamed I [F] held you in my [C] arms. When I a- [F] woke, dear, I was mis- [C] taken and I [G7] hung my head and I [C] cried.

%%%%%%%%%

Danny Boy [4/4] The Saddest Tale

Verse 1:

Oh Danny [C] boy the pipes the pipes are [F] calling from glen to [C] glen, and down the mountain [G7] side. The summer's [C] gone and all the roses [F] falling. It's you it's [C] you must [G7] go and I must [C] bide.

But come ye back when [F] summer's in the [C] meadow, or when the valley's [F] hushed and white with [G7] snow. Oh I'll be [C] here in [F] sunshine or in [C] shadow. Oh Danny boy oh Danny [G7] boy I love you [C] so.

Verse 2:

But if you come and all the flowers [F] dying, and I am [C] dead (and dead I well may [G7] be), you'll come and [C] find the place where I am [F] lying, and kneel and [C] say an [G7] "Ave" for [C] me.

And I will know though [F] soft you tread a- [C] bove me, and in my grave will [F] warm and sweeter [G7] be. And you'll kneel [C] down and [F] whisper that you [C] love me. And I will sleep in peace un- [G7] til you come to [C] me.

%%%%%%%%%

Kookaburra [4/4] Go Girl Scouts!

Intro: [C] [F] [G7] [C]

[C] Kookaburra [F] sits in the [C] old gum tree. Merry, merry [F] king of the [C] bush is he. [F] Laugh kookaburra, [Am] laugh Kookaburra, [C] gay your [G7] life must [C] be.

[C] Kookaburra [F] sits in the [C] old gum tree, eating all the [F] gumdrops [C] he can see [F] Stop, kookaburra, [Am] stop Kookaburra, [C] leave some [G7] there for [C] me.

[C] Kookaburra [F] sits in the [C] old gum tree, chasing all the [F] monkeys [C] he can see [F] Stop, kookaburra, [Am] stop Kookaburra, [C] that's not a [G7] monkey, that's [C] me!

[C] Kookaburra [F] sits on a [C] rusty nail Gets a [F] boo-boo [C] on his tail [F] Cry, Kookaburra! [Am] Cry, kookaburra! [C] Oh how [G7] life can [C] be.

[C] Kookaburra [F] sits in the [C] old gum tree. Merry, merry [F] king of the [C] bush is he. [F] Laugh kookaburra, [Am] laugh Kookaburra, [C] gay your [G7] life must [C] be. {bum, bum}

%%%%%%%%%

This Little Light of Mine [4/4] A Happy Tale

[C] This little light of mine. I'm gonna let it shine. [F] This little light of mine. [C] I'm gonna let it shine. This little light of mine. I'm gonna let it shine. Let it [F] shine, let it [G7] shine, let it [C] shine.

%%%%%%%%%

Ukulele Chords in Major Keys

Arranged by Gary Jugert: Revised July 12, 2021

	I	ii	iii	IV	V	V7	vi	vii°
C								
G								
D								
A								
E								
B								
F#								
C#								

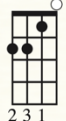
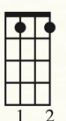






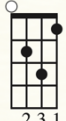







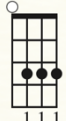





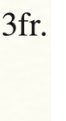

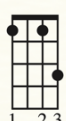







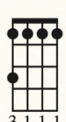







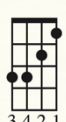







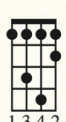
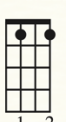




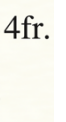

F	F 2 1	G m 2 3 1	A m 2	B♭ 3 2 1 1	C 3	C7 1	D m 2 3 1	E dim 1 2
B♭	B♭ 3 2 1 1	C m 1 1 1	D m 2 3 1	E♭ 2 3 1	F 2 1	F7 2 3 1	G m 2 3 1	A dim 1 3 2 4
E♭	E♭ 2 3 1	F m 1 2 3	G m 2 3 1	A♭ 3 1 2 1 3fr.	B♭ 3 2 1 1	B♭7 1 2 1 1	C m 1 1 1	D dim 1 3 2 4
A♭	A♭ 3 1 2 1 3fr.	B♭m 3 1 1 1	C m 1 1 1	D♭ 1 1 1 4	E♭ 2 3 1	E♭7 1 1 1 2	F m 1 2 3	G dim 1 2
D♭	D♭ 1 1 1 4	E♭m 3 4 2 1	F m 1 2 3	G♭ 3 1 2 1	A♭ 3 1 2 1 3fr.	A♭7 2 3 1 4 4fr.	B♭m 3 1 1 1	C dim 1 3 2 4
G♭	G♭ 3 1 2 1	A♭m 1 3 4 2	B♭m 3 1 1 1	C♭ 3 2 1 1	D♭ 1 1 1 4	D♭7 1 1 1 2	E♭m 3 4 2 1	F dim 1 3 2 4
C♭	C♭ 3 2 1 1	D♭m 3 1 1 1 4fr.	E♭m 3 4 2 1	F♭ 1 1 1 4 4fr.	G♭ 3 1 2 1	G♭7 2 3 1 4	A♭m 1 3 4 2	B♭dim 1 2

- You'll find B#, E#, C♭, F♭, and double sharps here, but don't be a psycho. Simplify the spelling of those chords when you use them. They're here because they're accurate, not because they're wise.
- Ukulele friendly keys are marked in orange. Principal chords in each key are also marked in orange.
- In the not-so-ukulele-friendly keys, you will find using all bar chords will work better ... probably.
- If you find a mistake here, please email me so I can fix it. garyjugert@yahoo.com

Ukulele Chords in Minor Keys

Arranged by Gary Jugert: Revised January 31, 2021

	i	ii°	III+	iv	V	V7	VI	vii°
Am	A m 2	B dim 1 2	C + 1 3	D m 2 3 1	E 1 1 1 4 4fr.	E 7 1 2 3	F 2 1	G# dim 1 3 2 4
Em	E m 3 2 1	F# dim 1 3 2 4	G + 2 3 1	A m 2	B 3 2 1 1	B 7 1 2 1 1	C 3	D# dim 1 3 2 4
Bm	B m 3 1 1 1	C# dim 1 2	D + 2 1 1 4 4fr.	E m 3 2 1	F# 3 1 2 1	F# 7 2 3 1 4	G 1 3 2	A# dim 1 2
F#m	F# m 2 1 3	G# dim 1 3 2 4	A + 3 1 2	B m 3 1 1 1	C# 1 1 1 4	C# 7 1 1 1 2	D 1 2 3	E# dim 1 3 2 4
C#m	C# m 3 1 1 1 4fr.	D# dim 1 3 2 4	E + 1 3	F# m 2 1 3	G# 3 1 2 1 3fr.	G# 7 2 3 1 4 4fr.	A 2 1	B# dim 1 3 2 4
G#m	G# m 1 3 4 2	A# dim 1 2	B + 2 3 1	C# m 3 1 1 1 4fr.	D# 2 3 1	D# 7 1 1 1 2	E 1 1 1 4 4fr.	F x dim 1 2
D#m	D# m 1 3 4 2	E# dim 1 3 2 4	F# + 2 1 1 4 2fr.	G# m 1 3 4 2	A# 3 2 1 1	A# 7 1 2 1 1	B 3 2 1 1	C x dim 1 3 2 4
A#m	A# m 3 1 1 1	B# dim 1 3 2 4	C# + 3 1 2	D# m 1 3 4 2	E# 2 1	E# 7 2 3 1	F# 3 1 2 1	G x dim 1 3 2 4

Dm	D m  2 3 1	E dim  1 2	F +  3 1 2	G m  2 3 1	A  2 1	A 7  1	B♭  3 2 1 1	C♯dim  1 2
Gm	G m  2 3 1	A dim  1 3 2 4	B♭+  2 1 1 4 2fr.	C m  1 1 1	D  1 2 3	D 7  1 2	E♭  2 3 1	F♯dim  1 3 2 4
Cm	C m  1 1 1	D dim  1 3 2 4	E♭+  2 3 1	F m  1 2 3	G  1 3 2	G 7  2 1 3	A♭  3 1 2 1 3fr.	B dim  1 3 2 4
Fm	F m  1 2 3	G dim  1 2	A♭+  1 3	B♭m  3 1 1 1	C  3	C 7  1	D♭  1 1 1 4	E dim  1 2
Bbm	B♭m  3 1 1 1	C dim  1 3 2 4	D♭+  3 1 2	E♭m  3 4 2 1	F  2 1	F 7  2 3 1	G♭  3 1 2 1	A dim  1 3 2 4
Ebm	E♭m  3 4 2 1	F dim  1 3 2 4	G♭+  2 1 1 4 2fr.	A♭m  1 3 4 2	B♭  3 2 1 1	B♭ 7  1 2 1 1	C♭  3 2 1 1	D dim  1 3 2 4
Abm	A♭m  1 3 4 2	B♭dim  1 2	C♭+  2 3 1	D♭m  3 1 1 1 4fr.	E♭  2 3 1	E♭ 7  1 1 1 2	F♭  1 1 1 4 4fr.	G dim  1 2

- You'll find B#, E#, C♭, F♭, and double sharps here, but don't be a psycho. Simplify the spelling of those chords when you use them. They're here because they're accurate, not because they're wise.
- Ukulele friendly keys are marked in green. Principal chords in each key are also marked in green.
- In the not-so-ukulele-friendly keys, you will find using all bar chords will work better ... probably.
- If you find a mistake here, please email me so I can fix it. garyjugert@yahoo.com

PIMA: Thumbs, index, middle, ring
 First time steady with constant volume
 Second time piano vs. forte

Make a Better Bar

July 20, 2020
 By Gary Jugert

<https://jollyrogerukulele.com>

Chord Diagrams:

- C6:
- C#6:
- D6:
- D#6:
- E6:
- F6:
- F#6:
- G6:
- G#6:
- A6:
- A#6:
- B6:
- C6 (12fr.):

Tempo: ♩ = 80

Melody:

1 P I M A

2 3 4

5 6 7 8

9 10 11 12

13 14 15 16

etc.

Ukulele:

T A B

0 0 0 0 1 1 1 1 2 2 2 2 3 3 3 3

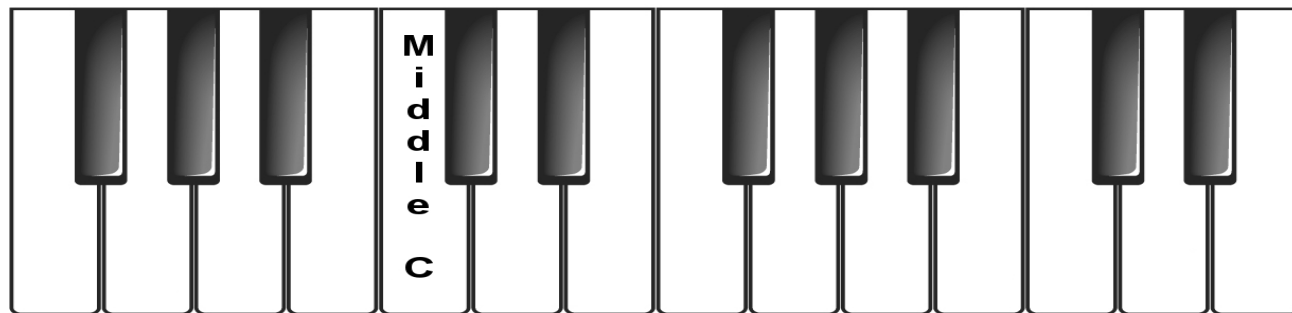
4 4 4 4 5 5 5 5 6 6 6 6 7 7 7 7

8 8 8 8 9 9 9 9 10 10 10 10 11 11 11 11

12 12 12 12 12 12 12 12 11 11 11 11

Say chord names as flats.

Playing the C Scale



Low-G ukes only	This is where you find the C major scale on your ukulele.	Extra notes.
<p>G A B</p>	<p>C D E F G A B C</p>	<p>D E</p>
<p>T A B</p> <p>0 2 4</p>	<p>0 2 0 1 3 0 2 3</p>	<p>5 7</p>

Playing the C Scale: Learn effective techniques for each hand.

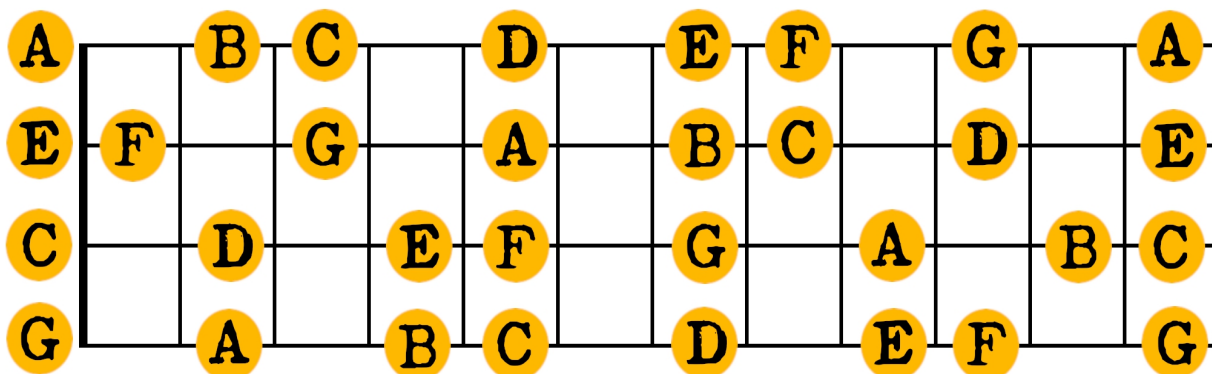
For now, use only your thumb on your right hand. On your left hand use:

- If you play a 1: Use your index finger.
- If you play a 2: Use your middle finger.
- If you play a 3: Use your ring finger.

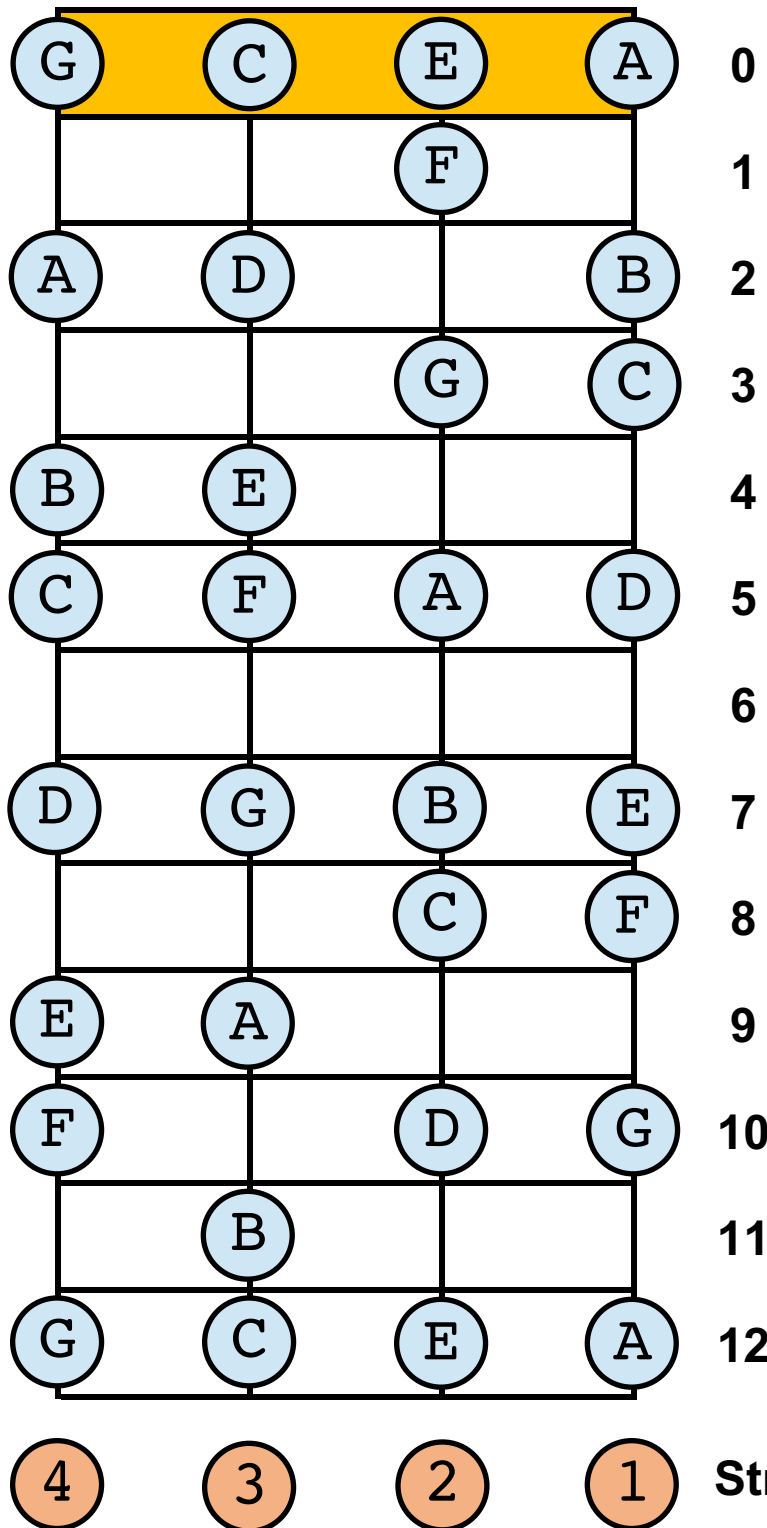
Start on Middle C, play up to High C, and then turn around and go back down.

In almost every style of music and on every instrument, musicians play scales to warm up their hands and study the best ways to move to achieve the best tonality. This is your first scale. It's the most important one on ukulele.

To be an effective musician you'll need to memorize the piano keyboard layout. It's easier to learn the pattern of those notes on the piano and then find them on your ukulele. The layout of the "white keys" are shown here. The black keys have two names (sharp or flat) and those live between the notes shown. This layout is effective at explaining why you find dots on your fretboard at frets 5 and 7 too.



Ukulele Fretboard



SHARPS:

If you raise a note to the next fret, it's called a sharp.

Find locations for A# C# D# F# and G#

FLATS:

If you lower a note to the next fret, it's called a flat.

Find locations for G_b, E_b, D_b, B_b, and A_b

Dots on Your Fretboard:

There's a pretty good chance you have dots on your fretboard, or on the side of your fretboard. They're probably on frets 5, 7, 10 and 12 to help you find your way around.

Ukulele Major Scales

February 8, 2024
Arranged by Gary Jugert
for Ukulele

Jolly Roger Ukulele: Book 1
<https://jollyrogerukulele.com>

1 Key of C

Standard Notation

Ukulele Tablature

Ukulele Tablature: T A B C. Measure 1: 0 2 0 1. Measure 2: 3 0 2 3. Measure 3: 2 0 3 1. Measure 4: 0 2 0.

5 Key of G

Ukulele Tablature

Ukulele Tablature: 7 9 7 8 | 10 7 9 10 | 9 7 10 8 | 7 9 7.

9 Key of D

Ukulele Tablature

Ukulele Tablature: 2 4 2 3 | 5 2 4 5 | 4 2 5 3 | 2 4 2.

13 Key of A

Ukulele Tablature

Ukulele Tablature: 9 11 9 10 | 12 9 11 12 | 11 9 12 10 | 9 11 9.

17 Key of F

Ukulele Tablature

Ukulele Tablature: 5 7 5 6 | 8 5 7 8 | 7 5 8 6 | 5 7 5.

Note: Depending on how you count them, there are 15 major scales and some of them aren't as real as some of the others, but for most songs you'll encounter in ukulele, these five are the most useful.

The key takeaway should be the four-finger left-hand pattern and hearing the notes making sense.

Remember:

- 1 = Index
- 2 = Middle
- 3 = Ring

Try thumb down
and the claw!
Use a rest stroke in
measures 8, 10 & 12.

My Spaghetti Monster

Play Ukulele the Flying Spaghetti Monster Way
<https://jollyrogerukulele.com>

April 3, 2020
Composed by Siouxie ExcuseMe
Arranged by Gary Jugert
for Ukulele and Harmonica

♩ = 100

Chords & Lyrics

1 N.C. 2 C 3 N.C. 4 Cmaj7

My Spa - ghet - ti Mon - ster play - ing u - ku - le - le
Open Open Open Open Ring Ring Open Open Open Open Middle Middle

Harmonica in C 4 5 4 5 7 7 4 5 4 5 ~7 ~7

Ukulele Melody

TuffUke

5 N.C. 6 C6 7 Cmaj7 8 C 9 G/C 10 N.C. 11 G/C 12 C 13 N.C. 14 C

fly - ing through the rain - bows with my heart. Tas - ty mar - i - nar - a.
Open Open Open Open Open Open Middle Ring Ring Index Open Middle Open Ring Ring

4 5 4 5 ~6 ~6 ~7 7 6 ~5 5 ~4 4 6 6

11 Yum - my par - me - san. We're Pas - ta - far - i - ans.
Index Open Middle Open Ring Ring Index Open Middle Ring Ring

~5 5 ~4 4 6 6 ~5 5 ~4 6 7

Baritone
Chord



Three Blind Mice

Rocky Mountain Ukulele Orchestra
<https://ukuleleorchestra.org>

February 3, 2020
By Thomas Ravenscroft (1609)
Arranged for Ukulele
by Gary Jugert

Melody

Ukulele

TuffUke

Tempo: ♩ = 120

Chord diagrams for C are provided above measures 1, 2, 3, 4, 5, 6, 7, 8, 9, 10, 11, and 12.

Lyrics:

Three blind mice. Three blind mice. See how they run. See how they run. They
all went af-ter the far-mer's wife. She cut off their tails with a car-ving-knife. Have you
e-ver seen such a sight in your life as three blind mice?

Measure numbers 1 through 12 are indicated above the melody line.

Brahms' Lullaby

March 22, 2020
 Johannes Brahms (1868)
 Arranged for Ukulele
 by Gary Jugert

Introduction to Ukulele
<http://jollyrogerukulele.com>

Repeats:
 0 thru 16
 1 thru 15
 17 to end

Chords & Lyrics

Ukulele Melody

TuffUke

♩ = 80

2 3 4 5 6

C C C G7 G7

Lull-a - by and good - night with ro - ses be - dight. - With li - lies be -
 by and good - night. Thy mo - ther's de - light. - Bright an - gels be -

7 8 9 10 11 12

G7 G7 C F C G7

spread is ba - by's wee bed. Lay you down now and rest. May your slum - bers be
 side my dar - ling a - bide. I will watch as you sleep. May your dreams be so

13 14 15 16 17 1. 18 2.

C F C G7 C C

blessed. Lay you down now and rest. May your slum - bers be blessed. Lulla
 sweet. I will watch as you sleep. May your dreams be so sweet.

Yankee Doodle

Introduction to Ukulele
<http://jollyrogerukulele.com>

March 22, 2020
 Richard Shuckburgh (1755)
 Arranged for Ukulele
 by Gary Jugert

♩ = 120

Chords & Lyrics

Ukulele Melody

TuffUke

Key of C Major

Jumping Flea Arpeggiator
<http://mammothgardens.com/arpeggiator>

July 15, 2013
Gary Jugert
Second Edition Page 8-9

Key of C Major

♩ = 120

Melody

Ukulele

Chords: C, G, F, G, C, F, G7, G7, C, Am, F, G7, C, Am, F, G7

System 1: Measures 1-4. Chords: C, G, F, G.

System 2: Measures 5-9. Chords: C, G, F, G, C.

System 3: Measures 10-15. Chords: F, G7, G7, C, Am, F.

System 4: Measures 16-20. Chords: G7, C, Am, F, G7.

C G F G7 C G

21 22 23 24 25 26

riten.

F G7 C Am F G7

27 28 29 30 31 32

a tempo

C Am F G7 C

33 34 35 36 37

Amazing Grace

Introduction to Ukulele
<http://jollyrogerukulele.com>

March 23, 2020
 John Newton (1779)
 Arranged by Gary Jugert
 for Ukulele

Chords & Lyrics

$\text{♩} = 120$

G G C G

1 2 3 4

A - ma - zing grace how sweet the sound that

Ukulele Melody

T A B

TuffUke

T A B

G G D7 D7 G

5 6 7 8 9

saved a wretch like me. I once was

Ukulele Melody

T A B

TuffUke

T A B

G C G G D7 G

10 11 12 13 14 15

lost but now I'm found. Was blind but now I see.

Ukulele Melody

T A B

TuffUke

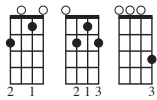
T A B

Happy Birthday

February 2, 2020
 Patty and Mildred Hill (1893)
 Arranged by Gary Jugert
 for Ukulele

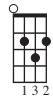
Baritone Chords

C D7 G



Introduction to Ukulele
<https://jollyrogerukulele.com>

G



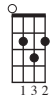
D7



D7



G




♩ = 120

Chords & Lyrics




Hap-py birth-day to you. Hap-py birth-day to you. Hap-py

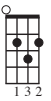
Ukulele Melody



TuffUke



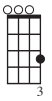
G



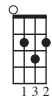
D7



C



G



D7




G



5



birth - day dear Joe Schmoie. Hap - py birth - day to you.



La Cucaracha

Traditional Songs of Mexico for Ukulele
<https://jollyrogerukulele.com>

March 29, 2020
 Mexico (19th century)
 Arranged by Gary Jugert
 for Ukulele




Repeats:
 0 thru 8
 1 thru 7
 9 thru 17
 10 thru 16
 18 to end

Chords & Lyrics

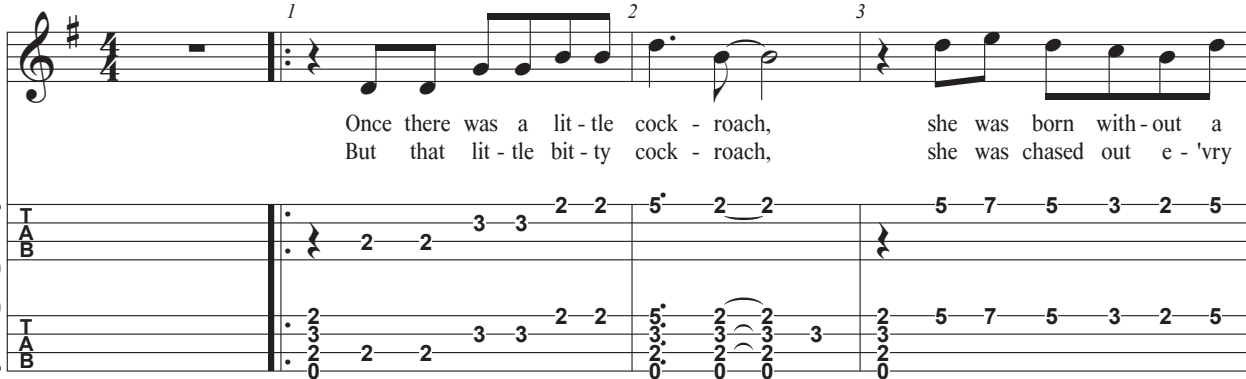
Ukulele Melody





TuffUke

♩ = 140

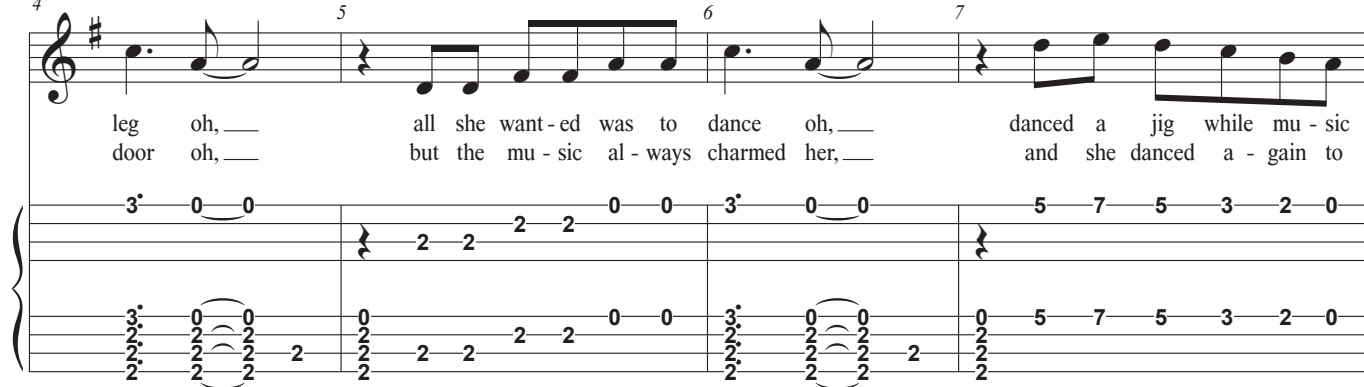
G  1  2  3





Once there was a lit - tle cock - roach, she was born with - out a
 But that lit - tle bit - ty cock - roach, she was chased out e - 'vry



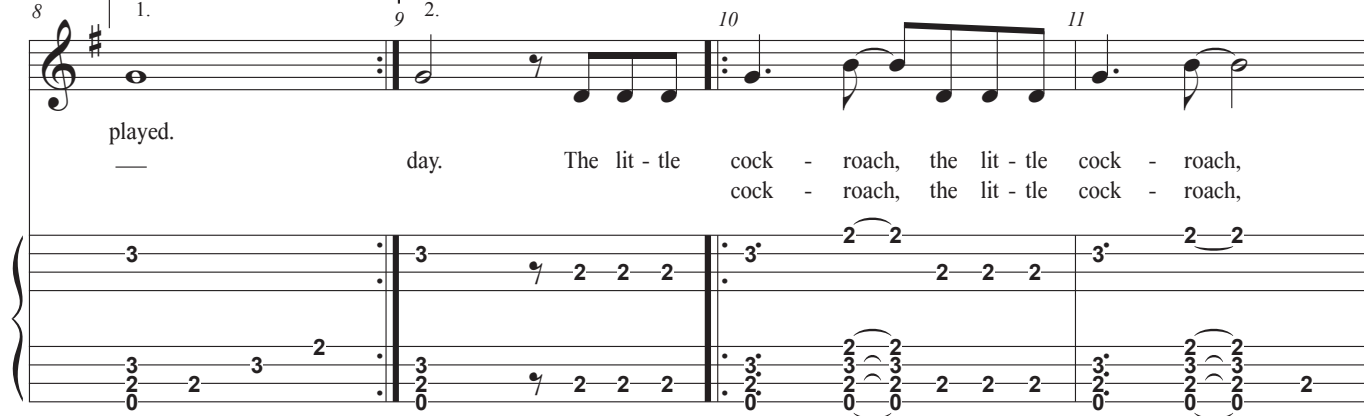
4  5  6  7 

leg oh, — all she want - ed was to dance oh, — danced a jig while mu - sic
 door oh, — but the mu - sic al - ways charmed her, — and she danced a - gain to



8  1.  9 2.  10  11

played.
 — day. The lit - tle cock - roach, the lit - tle cock - roach,
 cock - roach, the lit - tle cock - roach,



La Cucaracha

G D D D

12 13 14 15

all she want - ed was to dance. — She did - n't mind that — her leg was miss - ing —
 danced a jig while mu - sic played. — Her joy - ful heart leapt, a tear - y eye wept.

D G G

16 17 1. 18 2. 19

when she heard the mu - sic play. The lit - tle
 Then they chased her out the — door.



All Through the Night

September 12, 2020
 Sir Harold Boulton (1884)
 Arranged by Gary Jugert
 for Ukulele

Repeats:
 0 thru 16
 1 thru 16
 1 thru 15
 17 to end

Introduction to Ukulele
<https://jollyrogerukulele.com>

Chords & Lyrics

Ukulele Melody

TuffUke

Home on the Range

June 27, 2020
 Higley & Kelley (1872)
 Arranged by Gary Jugert
 for Ukulele

Introduction to Ukulele
<http://jollyrogerukulele.com>

Repeats:
 0 thru 32
 1 thru 30
 33 to end

Chords & Lyrics

Oh give me a home where the buf - fa - lo roam, and the deer and the

Ukulele Melody

TuffUke

an - te - lope play. _____ Where sel - dom is heard a dis - cour - a - ging word and the

skies are not clou - dy all day. _____ Home, home on the range. _____ Where the

Home on the Range

Em A7 D7 D7 G D7 G C

21 22 23 24 25 26 27

deer and the an - te - lope play. _____ Where sel - dom is heard a dis - cour - a - ging

3 3 3 3 2 3 0 0 2 2 3 0 2 3 2 0 3 3

3 3 3 3 2 3 0 2 0 2 2 3 0 2 3 2 0 0 3 3

4 4 4 1 2 0 2 2 2 2 3 0 2 3 2 0 0 0 0

0 0 0 0 0 2 2 2 2 2 3 0 2 3 2 0 0 0 0

Cm G D7 G G G G

28 29 30 31 1. 32 33 2. 34

word and the skies are not clou - dy all day. _____ Oh day. _____

3 3 3 2 0 3 2 3 0 3 3 3 2 3 3 3 2 3 3 3

3 3 3 2 0 3 2 3 0 3 3 3 2 3 2 3 2 3 3 3

0 0 0 0 0 2 2 2 2 2 3 2 3 2 3 2 3 2 3 10

Key of G Major

Jumping Flea Arpeggiator
<https://mammothgardens.com>

April 14, 2020
Gary Jugert
Second Edition

Melody

Ukulele

$\text{♩} = 120$

Chord diagrams for measures 1-5: G (1 3 2), Em (3 2 1), C (3), D (1 2 3), G (1 3 2).

Chord diagrams for measures 6-11: Em (3 2 1), C (3), D (1 2 3), G (1 3 2), D (1 2 3), G (1 3 2).

Chord diagrams for measures 12-17: D (1 2 3), C (3 2 1 1, 3fr.), D (3 2 1 1, 5fr.), Em (3 2 1), C (3), G (1 3 2).

Chord diagrams for measures 18-22: D (1 2 3), Em (3 2 1), C (3), G (1 3 2), D (1 2 3).

Key of G Major

23 24 25 26 27 28

2 2 5 5 | 0 0 | 10 10 9 7 | 5 7 2 | 3 3 2 3 | 5 2

Detailed description: This system contains measures 23 through 28. The treble clef staff shows a melody in G major. Measure 23: G4, A4, B4, C5. Measure 24: D5, C5, B4, A4. Measure 25: G4, A4, B4, C5. Measure 26: D5, C5, B4, A4. Measure 27: G4, A4, B4, C5. Measure 28: D5, C5, B4, A4. The bass clef staff shows a bass line with the following fret numbers: 2, 2, 5, 5, 0, 0, 10, 10, 9, 7, 5, 7, 2, 3, 3, 2, 3, 5, 2.

29 30 31 32 33 34

Em C G D

0 0 2 3 | 5 2 || 2 3 4 0 | 0 4 3 | 3 0 0 0 | 2 3 0 0 2 3 | 0 2 2 2

Detailed description: This system contains measures 29 through 34. Measures 29-30: Treble clef melody (G4, A4, B4, C5, D5, C5, B4, A4); bass clef bass line (0, 0, 2, 3, 5, 2). Measure 31: Treble clef melody (G4, A4, B4, C5, D5, C5, B4, A4); bass clef bass line (2, 3, 4, 0). Measure 32: Treble clef melody (G4, A4, B4, C5, D5, C5, B4, A4); bass clef bass line (0, 4, 3). Measure 33: Treble clef melody (G4, A4, B4, C5, D5, C5, B4, A4); bass clef bass line (3, 0, 0, 0). Measure 34: Treble clef melody (G4, A4, B4, C5, D5, C5, B4, A4); bass clef bass line (2, 3, 0, 0, 2, 3). Chord diagrams are provided for Em (3, 2, 1), C (3), G (1, 3, 2), and D (1, 2, 3).

35 36 37 38 39 40

Em C G D G D7 G

2 3 4 0 | 0 4 3 | 3 0 0 0 | 2 3 0 0 2 2 | 2 3 0 0 2 2 | 2 2 2 2

Detailed description: This system contains measures 35 through 40. Measures 35-36: Treble clef melody (G4, A4, B4, C5, D5, C5, B4, A4); bass clef bass line (2, 3, 4, 0, 0, 4, 3). Measure 37: Treble clef melody (G4, A4, B4, C5, D5, C5, B4, A4); bass clef bass line (3, 0, 0, 0). Measure 38: Treble clef melody (G4, A4, B4, C5, D5, C5, B4, A4); bass clef bass line (2, 3, 0, 0, 2, 2). Measure 39: Treble clef melody (G4, A4, B4, C5, D5, C5, B4, A4); bass clef bass line (2, 3, 0, 0, 2, 2). Measure 40: Treble clef melody (G4, A4, B4, C5, D5, C5, B4, A4); bass clef bass line (2, 2, 2, 2). Chord diagrams are provided for Em (3, 2, 1), C (3), G (1, 3, 2), D (1, 2, 3), G (1, 3, 2), D7 (1, 2), and G (1, 3, 2).

Simple Gifts

Introduction to Ukulele
<http://jollyrogerukulele.com>

March 26, 2020
Elder Joseph Brackett (1848)
Arranged by Gary Jugert
for Ukulele

♩ = 100

Chords & Lyrics

Ukulele Melody

Tuff Uke

1 'tis a gift to be sim - ple, 'tis a gift to be free, 'tis a gift to come down to

2

3

4 where we ought to be, and when we find our - s - elves in a place that is right, it will be in the val - ley of

5

6

7

8 love and de - light. When true sim - pli - ci - ty is gained, to bow and to bend we_ won't be a shamed. To

9

10

11

12

13

14

15

16

turn turn and tu - rn it will be our de - light 'til by turn - ing and turn - ing we come round right.

Carnival of Venice

August 26, 2020
Niccolo Paganini (1829)
Arranged for Ukulele
by Gary Jugert

Repeats:
0 thru 31
1 thru 30
32 to end

Spaghetti on the Ukulele
<https://jollyrogerukulele.com>

$\text{♩} = 160$

Chords & Lyrics

Ukulele Melody

TuffUke

1 2 3 4 5 6

7 8 9 10 11 12 13 14

15 16 17 18 19 20 21 22 23 24

25 26 27 28 29 30 31 32 33



Daisy Bell: Bicycle Built for Two

Introduction to Ukulele
<http://jollyrogerukulele.com>

March 26, 2020
 Harry Dacre (1892)
 Arranged by Gary Jugert
 for Ukulele

Chords & Lyrics

Ukulele Melody

Tuff Uke

$\text{♩} = 160$

1 **F** 2 **F** 3 **F** 4 **F** 5 **B♭** 6 **B♭** 7 **F** 8 **F**

Dai - sy Dai - sy give me your an - swer do.

9 **C7** 10 **C7** 11 **F** 12 **Dm** 13 **G7** 14 **G7** 15 **C7** 16 **C7**

I'm half cra - zy all for the love of you. It

17 **C7** 18 **C7** 19 **F** 20 **F** 21 **F** 22 **B♭** 23 **F** 24 **F**

won't be a sty - lish mar - riage I can't af - ford a car - riage, but

25 **F** 26 **C7** 27 **F** 28 **C7** 29 **F** 30 **C7** 31 **F** 32 **F**

you'll look sweet u - pon the seat of a bi - cy - cle built for two.

Key of F Major

Jumping Flea Arpeggiator
<https://www.mammothgardens.com>

April 6, 2020
Gary Jugert
Second Edition

Melody

Ukulele

$\text{♩} = 140$

Chord diagrams for F, Dm, Bb, C, and 5fr. are provided above the melody line.

Measures 1-5: F, F, Dm, Dm, Bb

Measures 6-11: Bb, C, C, F, F, Dm

Measures 12-17: Dm, Bb, Bb, C, C, Dm

Measures 18-22: Bb, Dm, Bb, Dm, Bb

Key of F Major

C
F
F
B \flat
Dm
C7

23 24 25 26 27 28

3 3 3 3 | 0 1 0 1 | 1 1 3 0 | 1 1 3 1 | 2 2 1 0 | 1 1 1 1
 3 3 3 3 | 0 0 0 0 | 1 1 3 0 | 1 1 3 1 | 2 2 1 0 | 0 0 0 0
 5 5 5 5 | 2 2 2 2 | 1 1 3 0 | 1 1 3 1 | 2 2 1 0 | 0 0 0 0

F
B \flat
C7
F
F

29 30 31 32 33

1 1 3 0 | 3 2 1 1 | 1 0 0 0 | 0 0 0 0 | : 2 0 1 0
 1 1 3 0 | 3 2 1 1 | 0 0 0 0 | 0 0 0 0 | : 2 0 1 0
 0 0 0 0 | 0 0 0 0 | 0 0 0 0 | 0 0 0 0 | : 2 0 1 0

F
Dm
Dm
B \flat
B \flat

34 35 36 37 38

2 0 1 0 | 2 2 1 2 | 2 2 1 2 | 3 2 1 2 | 3 2 1 2
 2 0 1 0 | 2 2 1 2 | 2 2 1 2 | 3 2 1 2 | 3 2 1 2
 2 0 1 0 | 2 2 1 2 | 2 2 1 2 | 3 2 1 2 | 3 2 1 2

C
F
Dm
B \flat
C
F

39 40 41 42

0 0 0 0 | 1 1 | 1 0 | 1 0
 0 0 0 0 | 2 2 | 2 3 | 0 0
 0 0 0 0 | 2 2 | 3 0 | 2 2

Aloha 'Oe

Introduction to Ukulele
<http://jollyrogerukulele.com>

January 3, 2021
Queen Liliuokalani (1878)
Arranged by Gary Jugert
for Ukulele

♩ = 60

Chords & Lyrics

Ukulele Melody

TuffUke

1 Ha-'ah eo ka u - a i na pa - li. Ke ni-hi a -'e-lai ka na - he - le. E ha -

2

3

4

5 ha - i a - na i ka li - ko. Pu - a 'a - hi - hi le - hu - a o u - ka. A -

6

7

8

9 lo - ha 'oe. A lo - ha 'oe. E ke o - na - o - na no - ho i ka li - po. A

10

11

12

13 fond em - brace a ho - i a - 'e au. Un - til we me - et a - gain.

14

15

16

17

The image displays a musical score for the song 'Aloha 'Oe'. It is arranged for ukulele and includes a 'TuffUke' part. The score is divided into four systems, each with a vocal line, a ukulele melody line, and a TuffUke line. Chords are indicated above the vocal line, and fingerings are shown in small diagrams. The lyrics are written below the vocal line. The tempo is marked as ♩ = 60. The key signature has three sharps (F#, C#, G#) and the time signature is 4/4. The score ends with a double bar line at measure 17.

Scarborough Fair

Introduction to Ukulele
<http://jollyrogerukulele.com>

March 27, 2020
 Traditional Scottish (1670)
 Arranged by Gary Jugert
 for Ukulele

Chords & Lyrics

Ukulele Melody

TuffUke

♩ = 100

Gm Gm F Gm Bb Gm

1 2 3 4 5 6

Are you go-ing to Scar-bor-ough Fair? Par-sley, sage, mine-

C Gm Gm Gm Bb Bb F Gm

7 8 9 10 11 12 13 14

mar-y thyme. Re-mem-ber me to one who lives there. She once

F F Gm Gm Gm Gm Gm

15 16 17 18 19 20 21

was a true love of mine. - - - mine.

