



**[JollyRogerUkulele.com](http://JollyRogerUkulele.com)**

**[info@jollyrogerukulele.com](mailto:info@jollyrogerukulele.com)**

**[garyjugert@yahoo.com](mailto:garyjugert@yahoo.com)**

**303-984-0777**

Private lessons, group lessons, camps, corporate events, library classes, performances, online lessons, and orchestras forming around the world. We've got stuff going every week. If you want me to offer a class near you or help you teach an intro to ukulele course in your neighborhood, contact me and we'll find a way to make it happen.

### **What's on the Website (mostly free) ...**

Ukulele can be played in many musical (and goofy) ways. I teach them all.

- Solo playing using individual notes, chords, and vocals. Singing is optional.
- Duet and small ensemble arrangements for hundreds of songs.
- Ukulele and Baritone Ukulele treated with equal importance.
- Large group material tested and ready for your ensemble.
- Melodic songs from all genres and time periods you've maybe never heard.
- Ukulele skills - the good ones - need to be taught by more teachers. We need you.
- You will learn to read standard notation and tablature at the same time.
- If you have previous musical experience, this will give you instant satisfaction, and if you have university training, it'll help you question everything you thought you knew and then help you fix the dumb stuff.
- If you have no previous musical experience, you'll be playing real music quickly and have years of material to keep you rawkin'.

### **More than just a "how to play ukulele" program - become a complete musician.**

- Care, maintenance, and repair of all stringed instruments.
- Beginning material everyone should tackle leading to ever more complex works.
- Tools to build musicianship useful for all instruments including theory, arranging, composition, and performance.
- Enough to keep advancing students happy for years of adventure in music.
- Teacher certification program.
- Epic sold-out concerts in-person and online. Workshops all over the place.
- Regular updates with new and updated arrangements.
- Thousands of instructional videos.

### **Other Helpful Websites**

My sites include:

#### **Best Ukulele Sites Anywhere**

- [JollyRogerUkulele.com](http://JollyRogerUkulele.com)
- [UkuleleOrchestra.org](http://UkuleleOrchestra.org)

#### **Best Guitar Sites Anywhere**

- [GuitarOrchestra.com](http://GuitarOrchestra.com)
- [DenverGuitarOrchestra.com](http://DenverGuitarOrchestra.com)

#### **Best International Marching Harmonica Site**

- [HarmonicaBand.com](http://HarmonicaBand.com)

#### **My Composing Prompts**

- [ComposingPrompts.blogspot.com](http://ComposingPrompts.blogspot.com)

#### **Best FREE Music Notation Software**

- [Musescore.org](http://Musescore.org)

### **A Bit About Me**

My name is Gary Jugert and I've been involved in making bad music for 35 years and on the ukulele for 25 years. I hope to help you start creating art rather than consuming other people's music. I will pretty much do anything to promote the ukulele, and I try to encourage ordinary people into making extraordinary music.

I also work with schools, non-profits, and libraries for institutional purchases. I do ukulele repairs, set-ups, and string changes. If you need a video on any ukulele-related topic, just ask. I'm into guitars and harmonicas and (of course) kazoos too. I'm a pretty good resource for most any ukulele question if you're a patient listener. I like to talk a lot. A LOT.

# Doing Ukulele & Baritone Ukulele Right!



## Here is the **ONLY** “rule” & it’s **IMPORTANT**

The pad of your left thumb goes behind the neck of your ukulele and follows along behind your middle finger just like Stu is doing above. We should never ever ever ever see your left thumb. There are no exceptions ... and if you do this one thing, your life will be so much easier down the road when we end up dealing with difficult chords and when speed matters.

## A Simple Way to Make Playing Easier

Add a button onto the end of your ukulele and wear a strap when you play. You’ll need to drill a small pilot hole in the end of your uke. It’s OK. Don’t use the ones with the clip. They’re evil.

## What You **DON’T** Need

**A Capo:** You’ll be making so many bar chords a capo will just get in the way. If you have guitar in your background, you’ll have to let it go.

**A Pick:** Seriously throw them away. You’ll be using all of your fingers simultaneously in lots of different ways. If you want to grow out the fingernails on your right hand it’s kinda weird but useful. Sorry, but the fingernails on your left hand hafta go. A good manicurist can still get unicorn stickers onto short nails and you’ll look marvy.

## Ukulele Types

**Soprano:** Small and traditional.

**Concert:** A little bigger and easier to play.

**Tenor:** Most adults should be playing tenor.

**Baritone:** Four string guitar for bigger hands.

**U-Bass:** The lowest ukulele is tuned like a bass.

**Banjolele:** An ukulele with a banjo head for playing real loud without teeth or shoes.

Your hand size and finger shapes determine the best size for you. Wait to buy an expensive ukulele until you know what sound and playability issues matter for you. Almost all ukuleles can be amplified by adding an electronic pickup.

## Stuff You’ll Need

- An ukulele, duh! (pronounced oo-koo-leh-lay)
- A button and an ukulele strap
- A gig bag with a shoulder strap
- A Snark ST-8 clip-on tuner
- A music stand and light
- A three-ring binder with section dividers, or if you’re loaded, use an iPad and ForScore
- Highlighters and pencils
- A kazoo ... no really, seriously

**Strings:** If your strings are white or black, you need to change them to modern fluorocarbon within six months of your initial purchase. You need to change strings at least once a year.


**A Note About Low-G Tuning:** A metal-wound Low-G string can tear your instrument apart if it’s not built for the pressure. You can always use a plastic Low-G string (but they don’t sound good). Low-G ukuleles are built stronger and cost more.

## Other Helpful Notes

- Hold your ukulele at a 60-degree angle.
- Make sure the back of the ukulele remains in contact with the front side of you.
- Don’t lay your ukulele in your lap or let it fall into a horizontal position.
- Dots are on frets 5, 7 and 10. Memorize!
- Tension will ruin your joy in music. The only pain you should feel is on your fingertips and your left thumb should feel tired

# Tune Your Ukulele (every time you play!)

This is George Clooney. He used to be wildly famous. People Magazine gave him an award for being dreamy in 1997 and then again in 2006. He's old now and he still looks better than everybody. He married a model and lives in Italy. But kids these days don't know him because he wears a suit of armor and sells Nespresso. I've decided I'm bringing George back. Help make him famous.



## George Clooney Eats Apples = GCEA

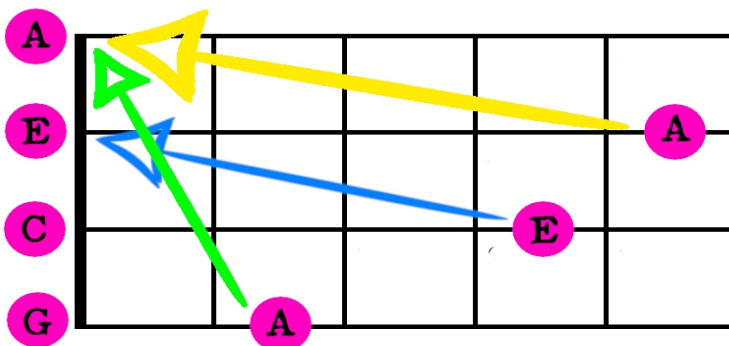
- or, Goats Can Eat Anything = GCEA
- For **BARITONE** ukuleles use DGBE
- Canadian tuning is **ADF#B** (just 'cuz)

Use a **top of the line clip-on tuner** or a **tuning app** on your phone. Check your tuning every time you play.



## How to use Relative Tuning ... buy a tuning fork tuned to A.

Check the open string #1, string #2 on the fifth fret, and string #4 on the second fret. Once those are set, double check every string as shown to see if they sound the same.



## Practice Log

**Name:**

**Month:**

**Goal:**

	Total Time	Notes
1		
2		
3		
4		
5		
6		
7		
8		
9		
10		
11		
12		
13		
14		
15		
16		
17		
18		
19		
20		
21		
22		
23		
24		
25		
26		
27		
28		
29		
30		
31		

Time You Should Spend: Technique 10%. New Material 60%. Repertoire 30%.



### Jolly Roger Ukulele Progress Tracker

#	Book 1 Ukulele & Baritone Tracker	Date	Notes
1	Introduction to the Program		
2	Doing Ukulele Right		
3	Tuning Your Instrument		
4	Practice Log		
5	Progress Tracker		
6	Frère Jacques		
7	My Spaghetti Monster		
8	Three Blind Mice		
9	Brahm's Lullabye		
10	Make a Better Bar		
11	Yankee Doodle		
12	Key of C Arpeggiator (Baritone G)		
13	Major Scales and Note Names		
14	Amazing Grace		
15	Happy Birthday		
16	All Through the Night		
17	La Cucaracha		
18	Home on the Range		
19	Key of G Arpeggio (Baritone D)		
20	Simple Gifts		
21	Carnival of Venice		
22	Daisy Bell		
23	Key of F Arpeggiator (Baritone C)		
24	Aloha 'Oe		
25	Scarborough Fair		
26	Strumming in the Key of A		
27	Strumming in the Key of C		
28	Key Chart Music Theory		
29	Songwriting with the Circle of Fifths		
30	End of Book 1 Exam (very serious)		
	<b>Next Stuff to Do:</b>		
*	Book 2 (It's Free!)		
*	Jumping Flea Arpeggiator (It's Free Too)		
*	Membership for Hundreds More Songs		
*	Holiday Tunes		
*	Arranging for Solo and Ensemble Ukulele		
*	Teaching Certification		
*	Theory and Composition		

# Frère Jacques

Introduction to Ukulele  
https://jollyrogerukulele.com

April 18, 2025  
Traditional (1780-ish)  
Arranged for Ukulele  
by Gary Jugert

Repeats:  
0 thru 8  
1 thru 7  
9 to end

**Chords & Lyrics**

**Ukulele Melody**

♩ = 80

**1**

Frè - re Jac - ques. Frè - re Jac - ques.  
Are - re you sleep - ing? Are - re you sleep - ing?  
Open Middle Pinkie Open Open Middle Pinkie Open

**2**

**3**

Dor - mez vous? Dor - mez vous?  
Bro - ther John? Bro - ther John?  
Index Middle Pinkie Index Middle Pinkie

**4**

**5**

Son - nez les ma - tin - es. Son - nez les ma - tin - es.  
Morn - ing bells are ring - ing. Morn - ing bells are ring - ing.  
Middle Pinkie Middle Middle Index Open Middle Pinkie Middle Middle Index Open

**6**

**7**

Ding. Dang. Dong. Ding. Dang. Dong. Ding. Dang. Dong.  
Ding. Dang. Dong. Ding. Dang. Dong. Ding. Dang. Dong.  
First String Second String First String First String Second String First String First String Second String Strum.

**8 1.**

**9 2.**

**Remember:**

1 = Index

2 = Middle

3 = Ring

Try thumb down

and the claw!

Use a rest stroke in  
measures 8, 10 & 12.

# My Spaghetti Monster

Play Ukulele the Flying Spaghetti Monster Way

<https://jollyrogerukulele.com>

April 3, 2020

Composed by Siouxi ExcuseMe

Arranged by Gary Jugert

for Ukulele and Harmonica

**Chords & Lyrics**

**Ukulele Melody**

**TuffUke**

**Harmonica in C**

**Chords:** N.C., C, N.C., Cmaj7, N.C., G/C, N.C., G/C, N.C., C

**Lyrics:**

My Spa - ghet - ti Mon - ster play - ing u - ku - le - le  
 Open Open Open Open Ring Ring Open Open Open Open Middle Middle  
 fly - ing through the rain - bows with my heart. Tas - ty mar - i - nar - a.  
 Open Open Open Open Open Open Middle Ring Ring Index Open Middle Open Ring Ring  
 Yum - my par - me - san. We're Pas - ta - far - i - ans.  
 Index Open Middle Open Ring Ring Index Open Middle Ring Ring

**Harmonica in C:** 4 5 4 5 7 7 4 5 4 5 ~7 ~7

**Ukulele Melody:** 0 0 0 0 3 3 0 0 0 0 2 2

**TuffUke:** 0 0 0 0 3 3 0 0 0 0 2 2

**Harmonica in C:** 4 5 4 5 ~6 ~6 ~7 7 6 ~5 5 ~4 4 6 6

**Ukulele Melody:** 0 0 0 0 0 0 2 3 3 1 0 2 0 3 3

**TuffUke:** 0 0 0 0 0 0 2 3 3 1 0 2 0 3 3

**Ukulele Melody:** 1 2 3 1 2 3 1 2 3 1 2 3 1 2 3

**TuffUke:** 1 0 2 0 3 3 1 0 2 3 3 1 0 2 3

**Harmonica in C:** ~5 5 ~4 4 6 6 ~5 5 ~4 6 7

**Ukulele Melody:** 1 0 2 0 3 3 1 0 2 3 3 1 0 2 3

**TuffUke:** 1 0 2 0 3 3 1 0 2 3 3 1 0 2 3

# Three Blind Mice

Notes tabbed on the 4th string  
will sound an octave higher than  
notated on High G ukuleles.

Jolly Roger Ukulele

<https://jollyrogerukulele.com>

April 18, 2025

Thomas Ravenscroft (1609)

Arranged by Gary Jugert  
for Ukulele

**Repeats:**  
None

 = 120

Chords & Lyrics

Ukulele Melody

TuffUke

Three blind mice. Three blind mice. See how they run. See how they run. They

all went af-ter the far-mer's wife. She cut off their tails with a car-ving-knife. Have you

e-ver seen such a sight in your life as three blind mice?

Chord diagrams for C major (C4, C5, C6, C7) are provided above the staff lines.

Ukulele Melody and TuffUke parts are shown with fret numbers (0-3) and string numbers (1-4) for the four strings.



# Brahms' Lullaby

April 18, 2025  
Johannes Brahms (1868)  
Arranged by Gary Jugert  
for Ukulele

Notes tabbed on the 4th string  
will sound an octave higher than  
notated on High G ukuleles.

Introduction to Ukulele  
<http://jollyrogerukulele.com>

**Repeats:**  
0 thru 16  
1 thru 15  
17 to end

**Chords & Lyrics**

**Ukulele Melody**

**TuffUke**

**Chords:** C, G7, F, C

**Lyrics:**

Lull - a - by and good - night with ro - ses be - dight. - With li - lies be -  
(Lull-a) - by and good - night. Thy mo - ther's de - light. - Bright an - gels be -

spread is - ba - by's wee bed. Lay you down now and rest. May your slum - bers be blessed. Lay you  
side my dar - ling a - bid. I will watch as you sleep. May your dreams be so sweet. I will

down watch now and rest. May your slum - bers be so blessed. Lull - a  
as you sleep. May your dreams be so sweet.

PIMA: Thumbs, index, middle, ring  
 First time steady with constant volume  
 Second time piano vs. forte

# Make a Better Bar

<https://jollyrogerukulele.com>

July 20, 2020  
 By Gary Jugert

**Chord Diagrams:**

- C6** (Measure 1)
- C#6** (Measure 2)
- D6** (Measure 3)
- D#6** (Measure 4)
- E6** (Measure 5)
- F6** 5fr. (Measure 6)
- F#6** 6fr. (Measure 7)
- G6** 7fr. (Measure 8)
- G#6** 8fr. (Measure 9)
- A6** 9fr. (Measure 10)
- A#6** 10fr. (Measure 11)
- B6** 11fr. (Measure 12)
- C6** 12fr. (Measure 13)

**Tempo:** ♩ = 80

**Melody:**

Measure 1: P I M A

**Ukulele:**

Measure 1: 0 0 0 0

Measure 2: 1 1 1 1

Measure 3: 2 2 2 2

Measure 4: 3 3 3 3

Measure 5: 4 4 4 4

Measure 6: 5 5 5 5

Measure 7: 6 6 6 6

Measure 8: 7 7 7 7

Measure 9: 8 8 8 8

Measure 10: 9 9 9 9

Measure 11: 10 10 10 10

Measure 12: 11 11 11 11

Measure 13: 12 12 12 12

Measure 14: 12 12 12 12

Measure 15: 11 11 11 11

Measure 16: etc.

**Instructions:** Say chord names as flats.

# Yankee Doodle

April 18, 2025

Richard Shuckburgh (1755)

Arranged by Gary Jugert  
for Ukulele

Notes tabbed on the 4th string  
will sound an octave higher than  
notated on High G ukuleles.

Introduction to Ukulele  
<http://jollyrogerukulele.com>

**Repeats:**  
None

**Chords & Lyrics**

**Ukulele Melody**

**TuffUke**

**Chords:** C, F, G, C, F, G, C

**Lyrics:** Yan - kee Doo - dle went to town a - ri - ding on a po - ny. Stuck a fea - ther in his hat and called it mac - a - ro - ni. Yan - kee Doo - dle keep it up. Yan - kee Doo - dle dan - dy. Mind the mu - sic and the step and with the girls be han - dy.

**Ukulele Melody:** 3 3 5 7, 3 7 5 3, 3 3 5 7, 3 2, 3 3 5 7, 8 7 5 3, 2 3 0 2, 3 3, 0 2 0 3, 0 2 3, 3 0 3 1, 0 3, 0 2 0 3, 0 2 3 0, 3 3 2 5, 3 3

**TuffUke:** 3 3 5 7, 3 7 5 3, 3 3 5 7, 3 2, 3 3 5 7, 8 7 5 3, 2 3 0 2, 3 3, 0 2 0 3, 0 2 3, 3 0 3 1, 0 3, 0 2 0 3, 0 2 3 0, 3 3 2 5, 3 3

Jumping Flea Arpeggiator  
<https://jollyrogerukulele.com>

## High G Ukulele



# C Major

Chord diagrams for C Major: C, G, F, G7, C, G.

21 *rit.* 22 23 24 25 26

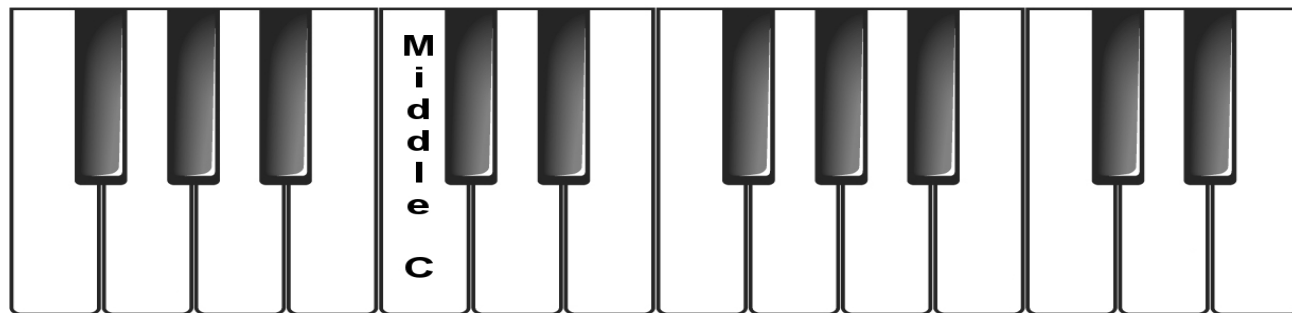
Chord diagrams for C Major: F, G7, C, A m, F, G7.

27 *a tempo* 28 29 30 31 32

Chord diagrams for C Major: C, A m, F, G7, C.

33 34 35 36 37

# Playing the C Scale



Low-G ukes only	This is where you find the C major scale on your ukulele.	Extra notes.
<p>G A B</p>	<p>C D E F G A B C</p>	<p>D E</p>
<p>T A B</p> <p>0 2 4</p>	<p>0 2 0 1 3 0 2 3</p>	<p>5 7</p>

**Playing the C Scale:** Learn effective techniques for each hand.

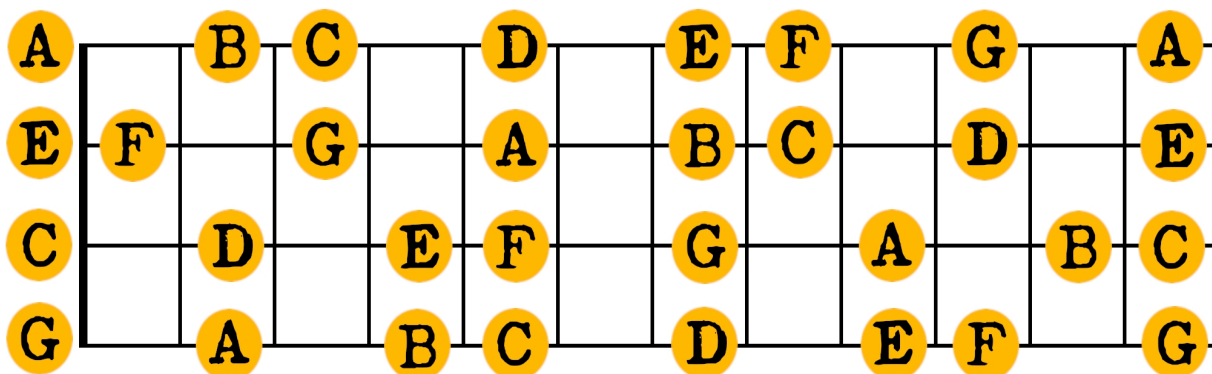
For now, use only your thumb on your right hand. On your left hand use:

- If you play a 1: Use your index finger.
- If you play a 2: Use your middle finger.
- If you play a 3: Use your ring finger.

Start on Middle C, play up to High C, and then turn around and go back down.

In almost every style of music and on every instrument, musicians play scales to warm up their hands and study the best ways to move to achieve the best tonality. This is your first scale. It's the most important one on ukulele.

To be an effective musician you'll need to memorize the piano keyboard layout. It's easier to learn the pattern of those notes on the piano and then find them on your ukulele. The layout of the "white keys" are shown here. The black keys have two names (sharp or flat) and those live between the notes shown. This layout is effective at explaining why you find dots on your fretboard at frets 5 and 7 too.



# Amazing Grace

April 19, 2025

John Newton (1779)

Arranged by Gary Jugert  
for Ukulele

Notes tabbed on the 4th string  
will sound an octave higher than  
notated on High G ukuleles.

Introduction to Ukulele  
<http://jollyrogerukulele.com>

**Repeats:**  
None

**Chords & Lyrics**

**Ukulele Melody**

**TuffUke**

**Chords:** G, G, C, G, G, G, D7, D7, G, G, C, G, G, D7, G

**Lyrics:** A - ma - zing grace how sweet the sound that saved a wretch like me. I once was lost but now I'm found. Was blind but now I see.

**Ukulele Melody:** 3 2 3 2 0 3 0 2 2

**TuffUke:** 3 2 3 2 0 3 0 2 2

**Chords:** G, G, D7, D7, G

**Lyrics:** saved a wretch like me. I once was

**Ukulele Melody:** 3 2 3 2 0 5 5 2 5 2 3

**TuffUke:** 3 2 3 2 0 5 5 2 5 2 3

**Chords:** G, C, G, G, D7, G

**Lyrics:** lost but now I'm found. Was blind but now I see.

**Ukulele Melody:** 2 0 3 0 2 2 3 2 3 2 0 3

**TuffUke:** 2 0 3 0 2 2 3 2 3 2 0 3

# Happy Birthday

June 24, 2025  
Patty and Mildred Hill (1893)  
Arranged by Gary Jugert  
for Ukulele

Notes tabbed on the 4th string  
will sound an octave higher than  
notated on High G ukuleles.

**Repeats:**  
None

Introduction to Ukulele  
<https://jollyrogerukulele.com>

**Chords & Lyrics**

**Ukulele Melody**

**TuffUke**

**Chords:** G, D7, D7, G, G, D7, C, G, D7, G

**Lyrics:** Hap-py birth - day to you. Hap-py birth - day to you. Hap-py birth - day dear Joe Schmoe. Hap - py birth - day to you. *slowing*

**Ukulele Melody:** 2 2, 0 2 3, 2 2 2, 0 2 0, 3 2 2

**TuffUke:** 2 2, 0 2 3, 2 2 2, 0 2 0, 3 2 2

**Ukulele Melody (continued):** 5 2 3, 2 0 3 3, 2 3 0, 3 3, 3

**TuffUke (continued):** 5 2 3, 2 0 3 3, 2 3 0, 3 2 5, 10 7 7 7



# All Through the Night

June 24, 2025  
Sir Harold Boulton (1884)  
Arranged by Gary Jugert  
for Ukulele

Notes tabbed on the 4th string will sound an octave higher than notated on High G ukuleles.

**Repeats:**  
0 thru 16  
1 thru 16  
1 thru 15  
17 to end

♩ = 92

0 thru 16  
1 thru 16  
1 thru 15  
17 to end

Chords & Lyrics

Ukulele Melody

TuffUke

6

7

8

9

10

11

12

13

14

15

16

17

18

7fr.

slowing

a tempo

1, 2.

To #1

3. slowing

night. \_\_\_\_\_

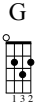
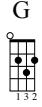
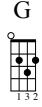
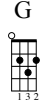
Repeats:  
0 thru 8  
1 thru 7  
9 thru 17  
10 thru 16  
18 to end

<https://jollyrogerukulele.com>

for Ukulele

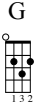
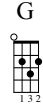
18

## La Cucaracha

9 2. 10 11 12  
 day. The lit - tle cock - roach, the lit - tle cock - roach, all she want - ed was to  
 cock - roach, the lit - tle cock - roach, danced a jig while mu - sic

13 14 15 16  
 dance. She did - n't mind that her leg was miss - ing  
 played. Her joy - ful heart leapt, a tear - y eye wept. when she heard the mu - sic  
 Then they chased her out the

17 1. To #10 18 2. 19  
 play. The lit - tle door.

To #10

# Home on the Range

Notes tabbed on the 4th string  
will sound an octave higher than  
notated on High G ukuleles.

Introduction to Ukulele  
<http://jollyrogerukulele.com>

April 20, 2025  
Higley & Kelley (1872)  
Arranged by Gary Jugert  
for Ukulele

**Repeats:**  
0 thru 32  
1 thru 30  
33 to end

**Chords & Lyrics**

**Ukulele Melody**

**TuffUke**

**Chords:** G, D7, G, C, Cm, G, A7, D7, G, D7, G, C, Cm, G, D7, G, G

**Lyrics:** Oh give me a home where the buf - fa - lo roam, and the deer and the an - te - lope play. Where sel - dom is heard a dis - cour - a - ging word and the skies are not clou - dy all day.

**Ukulele Melody:** 1 2 3 0 2 3 2 0 3 3 3 2 3

**TuffUke:** 1 2 3 0 2 3 2 0 3 3 3 2 3

**Chords:** G, A7, D7, D7, G, D7, G

**Lyrics:** deer and the an - te - lope play. Where sel - dom is heard a dis -

**Ukulele Melody:** 5 3 3 3 2 3 0 0 2 2 3 0 2 3 2

**TuffUke:** 5 3 3 3 2 3 0 0 2 2 3 0 2 3 2

**Chords:** C, Cm, G, D7, G, G

**Lyrics:** cour - a - ging word and the skies are not clou - dy all day.

**Ukulele Melody:** 0 3 3 3 3 3 2 0 3 2 3 0 3 3 2

**TuffUke:** 0 3 3 3 3 3 2 0 3 2 3 0 3 3 2



## Home on the Range

G D7 G G Em A7  
 17 18 19 20 21 22  
 Home, home on the range. Where the deer and the an - te - lope  
 5 3 2 0 2 2 3 3 3 3 2 3  
 5 3 3 2 0 2 3 2 2 3 4 4 4 3 2 3  
 D7 D7 G D7 G C Cm  
 23 24 25 26 27 28  
 play. Where sel - dom is heard a dis - cour - a - ging word and the  
 0 0 2 3 0 2 3 2 0 3 3 3 3 3  
 0 0 2 2 2 3 0 2 3 2 0 0 0 0 3 3  
 G D7 G G G G G 7fr.  
 29 30 31 32 33 34 35  
 skies are not clou - dy all day. Oh day.  
 2 0 3 2 3 0 3 3 2 3 3 3 2 3 10 7 7  
 2 0 3 2 3 0 3 2 3 2 3 2 3 2 7 7 7

# G Major

Jumping Flea Arpeggiator  
<https://jollyrogerukulele.com>

February 3, 2021  
By Gary Jugert  
Second Edition  
High G Ukulele

**Tempo:** ♩ = 120

**Chord Diagrams:**

- G:
- Em:
- C:
- D:
- G:
- Em:
- C:
- D:
- G:
- D:
- C:
- D:
- Em:
- C:
- G:
- D:
- Em:
- C:
- G:
- D:

**Melody:**

**Ukulele:**

**Measure Numbers:** 1, 2, 3, 4, 5, 6, 7, 8, 9, 10, 11, 12, 13, 14, 15, 16, 17, 18, 19, 20, 21, 22

## G Major

The image displays a musical score for the song "The Sound of Silence" by Simon & Garfunkel. It is divided into three systems, each containing a vocal line (treble clef) and a guitar line (treble clef). The key signature is one sharp (F#), and the time signature is 4/4.

**System 1 (Measures 23-28):**

- Vocal Line:** Measures 23-28. Notes include G4, A4, B4, C5, D5, E5, F#5, G5, A5, B5, C6, D6, E6, F#6, G6, A6, B6, C7, D7, E7, F#7, G7, A7, B7, C8, D8, E8, F#8, G8, A8, B8, C9, D9, E9, F#9, G9, A9, B9, C10, D10, E10, F#10, G10, A10, B10, C11, D11, E11, F#11, G11, A11, B11, C12, D12, E12, F#12, G12, A12, B12, C13, D13, E13, F#13, G13, A13, B13, C14, D14, E14, F#14, G14, A14, B14, C15, D15, E15, F#15, G15, A15, B15, C16, D16, E16, F#16, G16, A16, B16, C17, D17, E17, F#17, G17, A17, B17, C18, D18, E18, F#18, G18, A18, B18, C19, D19, E19, F#19, G19, A19, B19, C20, D20, E20, F#20, G20, A20, B20, C21, D21, E21, F#21, G21, A21, B21, C22, D22, E22, F#22, G22, A22, B22, C23, D23, E23, F#23, G23, A23, B23, C24, D24, E24, F#24, G24, A24, B24, C25, D25, E25, F#25, G25, A25, B25, C26, D26, E26, F#26, G26, A26, B26, C27, D27, E27, F#27, G27, A27, B27, C28, D28, E28, F#28, G28, A28, B28, C29, D29, E29, F#29, G29, A29, B29, C30, D30, E30, F#30, G30, A30, B30, C31, D31, E31, F#31, G31, A31, B31, C32, D32, E32, F#32, G32, A32, B32, C33, D33, E33, F#33, G33, A33, B33, C34, D34, E34, F#34, G34, A34, B34, C35, D35, E35, F#35, G35, A35, B35, C36, D36, E36, F#36, G36, A36, B36, C37, D37, E37, F#37, G37, A37, B37, C38, D38, E38, F#38, G38, A38, B38, C39, D39, E39, F#39, G39, A39, B39, C40, D40, E40, F#40, G40, A40, B40, C41, D41, E41, F#41, G41, A41, B41, C42, D42, E42, F#42, G42, A42, B42, C43, D43, E43, F#43, G43, A43, B43, C44, D44, E44, F#44, G44, A44, B44, C45, D45, E45, F#45, G45, A45, B45, C46, D46, E46, F#46, G46, A46, B46, C47, D47, E47, F#47, G47, A47, B47, C48, D48, E48, F#48, G48, A48, B48, C49, D49, E49, F#49, G49, A49, B49, C50, D50, E50, F#50, G50, A50, B50, C51, D51, E51, F#51, G51, A51, B51, C52, D52, E52, F#52, G52, A52, B52, C53, D53, E53, F#53, G53, A53, B53, C54, D54, E54, F#54, G54, A54, B54, C55, D55, E55, F#55, G55, A55, B55, C56, D56, E56, F#56, G56, A56, B56, C57, D57, E57, F#57, G57, A57, B57, C58, D58, E58, F#58, G58, A58, B58, C59, D59, E59, F#59, G59, A59, B59, C60, D60, E60, F#60, G60, A60, B60, C61, D61, E61, F#61, G61, A61, B61, C62, D62, E62, F#62, G62, A62, B62, C63, D63, E63, F#63, G63, A63, B63, C64, D64, E64, F#64, G64, A64, B64, C65, D65, E65, F#65, G65, A65, B65, C66, D66, E66, F#66, G66, A66, B66, C67, D67, E67, F#67, G67, A67, B67, C68, D68, E68, F#68, G68, A68, B68, C69, D69, E69, F#69, G69, A69, B69, C70, D70, E70, F#70, G70, A70, B70, C71, D71, E71, F#71, G71, A71, B71, C72, D72, E72, F#72, G72, A72, B72, C73, D73, E73, F#73, G73, A73, B73, C74, D74, E74, F#74, G74, A74, B74, C75, D75, E75, F#75, G75, A75, B75, C76, D76, E76, F#76, G76, A76, B76, C77, D77, E77, F#77, G77, A77, B77, C78, D78, E78, F#78, G78, A78, B78, C79, D79, E79, F#79, G79, A79, B79, C80, D80, E80, F#80, G80, A80, B80, C81, D81, E81, F#81, G81, A81, B81, C82, D82, E82, F#82, G82, A82, B82, C83, D83, E83, F#83, G83, A83, B83, C84, D84, E84, F#84, G84, A84, B84, C85, D85, E85, F#85, G85, A85, B85, C86, D86, E86, F#86, G86, A86, B86, C87, D87, E87, F#87, G87, A87, B87, C88, D88, E88, F#88, G88, A88, B88, C89, D89, E89, F#89, G89, A89, B89, C90, D90, E90, F#90, G90, A90, B90, C91, D91, E91, F#91, G91, A91, B91, C92, D92, E92, F#92, G92, A92, B92, C93, D93, E93, F#93, G93, A93, B93, C94, D94, E94, F#94, G94, A94, B94, C95, D95, E95, F#95, G95, A95, B95, C96, D96, E96, F#96, G96, A96, B96, C97, D97, E97, F#97, G97, A97, B97, C98, D98, E98, F#98, G98, A98, B98, C99, D99, E99, F#99, G99, A99, B99, C100, D100, E100, F#100, G100, A100, B100, C101, D101, E101, F#101, G101, A101, B101, C102, D102, E102, F#102, G102, A102, B102, C103, D103, E103, F#103, G103, A103, B103, C104, D104, E104, F#104, G104, A104, B104, C105, D105, E105, F#105, G105, A105, B105, C106, D106, E106, F#106, G106, A106, B106, C107, D107, E107, F#107, G107, A107, B107, C108, D108, E108, F#108, G108, A108, B108, C109, D109, E109, F#109, G109, A109, B109, C110, D110, E110, F#110, G110, A110, B110, C111, D111, E111, F#111, G111, A111, B111, C112, D112, E112, F#112, G112, A112, B112, C113, D113, E113, F#113, G113, A113, B113, C114, D114, E114, F#114, G114, A114, B114, C115, D115, E115, F#115, G115, A115, B115, C116, D116, E116, F#116, G116, A116, B116, C117, D117, E117, F#117, G117, A117, B117, C118, D118, E118, F#118, G118, A118, B118, C119, D119, E119, F#119, G119, A119, B119, C120, D120, E120, F#120, G120, A120, B120, C121, D121, E121, F#121, G121, A121, B121, C122, D122, E122, F#122, G122, A122, B122, C123, D123, E123, F#123, G123, A123, B123, C124, D124, E124, F#124, G124, A124, B124, C125, D125, E125, F#125, G125, A125, B125, C126, D126, E126, F#126, G126, A126, B126, C127, D127, E127, F#127, G127, A127, B127, C128, D128, E128, F#128, G128, A128, B128, C129, D129, E129, F#129, G129, A129, B129, C130, D130, E130, F#130, G130, A130, B130, C131, D131, E131, F#131, G131, A131, B131, C132, D132, E132, F#132, G132, A132, B132, C133, D133, E133, F#133, G133, A1

# Simple Gifts

Introduction to Ukulele  
<http://jollyrogerukulele.com>

April 20, 2025  
 Brackett (1848)  
 Arranged by Gary Jugert  
 for Ukulele

Notes tabbed on the 4th string  
 will sound an octave higher than  
 notated on High G ukuleles.

**Repeats:**  
 0 thru 16  
 9 to end

**Chords & Lyrics**

**Ukulele Melody**

**Tuff Uke**

**Chords:** F, C, F, C, F, F, C

**Lyrics:**

'tis a gift to be sim-ple, 'tis a gift to be free, 'tis a gift to come down to  
 where we ought to be, and when we find our-selves-in a place that is right, it will be in the val-ley of  
 love and de-light. — When — true — sim - pli-ci-ty is gained, to bow and to bend we won't be a shamed. To

**Ukulele Melody:** 1 1 3 0 1 0 1 3 3 1 0 3 1 3 3 3 3 1

**Tuff Uke:** 1 1 3 0 1 0 1 3 3 1 0 3 1 3 3 3 3 1

**Chords:** C, F, F, C, F, F, C

**Lyrics:**

love and de-light. — When — true — sim - pli-ci-ty is gained, to bow and to bend we won't be a shamed. To

**Ukulele Melody:** 1 1 3 1 3 0 3 0 1 0 3 1 3 0 0 1 3 1 0 3 3 0 3 0

**Tuff Uke:** 1 1 3 1 1 0 0 0 3 0 0 0 3 0 0 0 3 0 0 3 3 0 3 0

## Simple Gifts

Notes tabbed on the 4th string  
will sound an octave higher than  
notated on High G ukuleles.

**Repeats:**  
0 thru 31  
1 thru 30  
32 to end

# Carnival of Venice

Jolly Roger Ukulele

<https://jollyrogerukulele.com>

April 26, 2025

Niccolo Paganini (1829)

Arranged by Gary Jugert  
for Ukulele

**Chords & Lyrics**

**Ukulele Melody**

**TuffUke**

**Chords:** F, C7

**Tempo:** ♩ = 140

1 2 3 4 5 6

7 8 9 10 11 12 13 14 15 16

17 18 19 20 21 22 23 24

25 26 27 28 29 30 31 32 33

# Daisy Bell: Bicycle Built for Two

April 26, 2025

Harry Dacre (1892)

Arranged by Gary Jugert  
for Ukulele

Notes tabbed on the 4th string  
will sound an octave higher than  
notated on High G ukuleles.

Introduction to Ukulele  
<http://jollyrogerukulele.com>

Repeats:  
None

♩ = 120

Chords & Lyrics

Ukulele Melody

Tuff Uke

1 2 3 4 5 6 7 8

F F F F Bb Bb F F

Dai - sy Dai - sy give me your an - swer do.

9 10 11 12 13 14 15 16

C7 C7 F Dm G7 G7 C7 C7

I'm half cra - zy all for the love of you. It

17 18 19 20 21 22 23 24

C7 C7 F F F Bb Bb F F

won't be a sty - lish mar - riage I can't af - ford a car - riage, but

25 26 27 28 29 30 31 32

F C7 F C7 F C7 F F

you'll look sweet u - pon the seat of a bi - cy - cle built for two.



# F Major

Jumping Flea Arpeggiator  
<https://jollyrogerukulele.com>

February 24, 2021  
 By Gary Jugert  
 Second Edition  
 High G Ukulele

**Melody**

**Ukulele**

♩ = 140

1 2 3 4

5 6 7 8 9 10

11 12 13 14 15 16

17 18 19 20 21

F F Dm Dm

B♭ B♭ C C F F

Dm Dm B♭ B♭ C C

Dm B♭ Dm B♭ Dm

# F Major

Chord diagrams and fret numbers for F Major:

- B $\flat$** : 5fr. (3 1 2 1)
- C**: 3fr. (3 2 1 1)
- F**: (2 1)
- F**: (2 1)
- B $\flat$** : (3 2 1 1)
- Dm**: (2 2 1)

Chord diagrams and fret numbers for F Major (continued):

- C7**: (1)
- F**: (2 1)
- B $\flat$** : (3 2 1 1)
- C7**: (1)
- F**: (2 1)
- F**: (2 1)

Chord diagrams and fret numbers for F Major (continued):

- F**: (2 1)
- Dm**: (2 2 1)
- Dm**: (2 2 1)
- B $\flat$** : (3 2 1 1)
- B $\flat$** : (3 2 1 1)

Chord diagrams and fret numbers for F Major (continued):

- C**: (3)
- F**: (2 1)
- Dm**: (2 2 1)
- B $\flat$** : (3 2 1 1)
- C**: (3)
- F**: (2 1)

Tablature for F Major (Measures 22-42):

Measure 22: 5 5 5 5 | 3 3 3 3 | 0 0 | 1 1 3 0 | 1 1 3 1 | 2 2 1 0

Measure 23: 5 5 5 5 | 3 3 3 3 | 0 0 | 1 1 3 0 | 1 1 3 1 | 2 2 1 0

Measure 24: 5 5 5 5 | 3 3 3 3 | 0 0 | 1 1 3 0 | 1 1 3 1 | 2 2 1 0

Measure 25: 5 5 5 5 | 3 3 3 3 | 0 0 | 1 1 3 0 | 1 1 3 1 | 2 2 1 0

Measure 26: 5 5 5 5 | 3 3 3 3 | 0 0 | 1 1 3 0 | 1 1 3 1 | 2 2 1 0

Measure 27: 5 5 5 5 | 3 3 3 3 | 0 0 | 1 1 3 0 | 1 1 3 1 | 2 2 1 0

Measure 28: 1 0 0 0 | 1 0 0 0 | 1 1 3 0 | 3 2 1 1 | 1 0 0 0 | 0 0 0 0 | 0 0 0 0 | 0 0 0 0 | 2 0 1 0

Measure 29: 1 0 0 0 | 1 0 0 0 | 1 1 3 0 | 3 2 1 1 | 1 0 0 0 | 0 0 0 0 | 0 0 0 0 | 0 0 0 0 | 2 0 1 0

Measure 30: 1 0 0 0 | 1 0 0 0 | 1 1 3 0 | 3 2 1 1 | 1 0 0 0 | 0 0 0 0 | 0 0 0 0 | 0 0 0 0 | 2 0 1 0

Measure 31: 1 0 0 0 | 1 0 0 0 | 1 1 3 0 | 3 2 1 1 | 1 0 0 0 | 0 0 0 0 | 0 0 0 0 | 0 0 0 0 | 2 0 1 0

Measure 32: 1 0 0 0 | 1 0 0 0 | 1 1 3 0 | 3 2 1 1 | 1 0 0 0 | 0 0 0 0 | 0 0 0 0 | 0 0 0 0 | 2 0 1 0

Measure 33: 1 0 0 0 | 1 0 0 0 | 1 1 3 0 | 3 2 1 1 | 1 0 0 0 | 0 0 0 0 | 0 0 0 0 | 0 0 0 0 | 2 0 1 0

Measure 34: 2 0 1 0 | 2 2 1 2 | 2 2 1 2 | 3 2 1 2 | 3 2 1 2

Measure 35: 2 0 1 0 | 2 2 1 2 | 2 2 1 2 | 3 2 1 2 | 3 2 1 2

Measure 36: 2 0 1 0 | 2 2 1 2 | 2 2 1 2 | 3 2 1 2 | 3 2 1 2

Measure 37: 2 0 1 0 | 2 2 1 2 | 2 2 1 2 | 3 2 1 2 | 3 2 1 2

Measure 38: 2 0 1 0 | 2 2 1 2 | 2 2 1 2 | 3 2 1 2 | 3 2 1 2

Measure 39: 0 0 0 0 | 1 1 1 1 | 1 1 1 1 | 1 0 0 0 | 1 0 0 0

Measure 40: 0 0 0 0 | 1 1 1 1 | 1 1 1 1 | 1 0 0 0 | 1 0 0 0

Measure 41: 0 0 0 0 | 1 1 1 1 | 1 1 1 1 | 1 0 0 0 | 1 0 0 0

Measure 42: 0 0 0 0 | 1 1 1 1 | 1 1 1 1 | 1 0 0 0 | 1 0 0 0

Notes tabbed on the 4th string  
will sound an octave higher than  
notated on High G ukuleles.

**Repeats:**  
0 thru 17  
1 thru 15  
18 to end

# Aloha 'Oe

Introduction to Ukulele  
<http://jollyrogerukulele.com>

April 26, 2025  
Queen Liliuokalani (1878)  
Arranged by Gary Jugert  
for Ukulele

$\text{♩} = 72$

**Chords & Lyrics**

Ha - 'ah (Proud - ly) eo swept ka the u - a i na pa cliff - li. Ke and

**Ukulele Melody**

**TuffUke**

ni - hi a - 'e lai ka na - he - le. E ha - ha moved - i a - na i ka on - ward it gli - ded through the tree leaves. And it to drench the pret - ty

li - ko. Pu - a 'a - hi - hi le - hu - a o u - ka. A - lo - ha 'oe. A A blobs - soms of the A - hi - hi Le - hua in the val - ley. A - lo - ha 'oe. A

The musical score is written for a vocal line, a ukulele melody line, and a TuffUke line. The key signature is one sharp (F#) and the time signature is 4/4. The tempo is marked as 72 beats per minute. The score is divided into three systems, each containing a vocal line, a ukulele melody line, and a TuffUke line. The lyrics are written below the vocal line. The ukulele melody line shows fingerings for the four strings. The TuffUke line shows fingerings for the four strings, with some notes marked with a '2' indicating a second octave. Chords are indicated above the vocal line: A, D, E7, and A. The score includes a repeat sign at the beginning of the first system and a double bar line at the end of the third system.

31

# Scarborough Fair

# Introduction to Ukulele

<http://jollyrogerukulele.com>

June 24 2025

Scottish (1670)

Arranged by Gary Jugert

for Ukulele

Notes tabbed on the 4th string will sound an octave higher than notated on High G ukuleles.

**Repeats:**

0 thru 18

1 thru 16

0 thru 18  
1 thru 16  
19 to end

Chords & Lyrics

Ukulele Melody

TuffUke

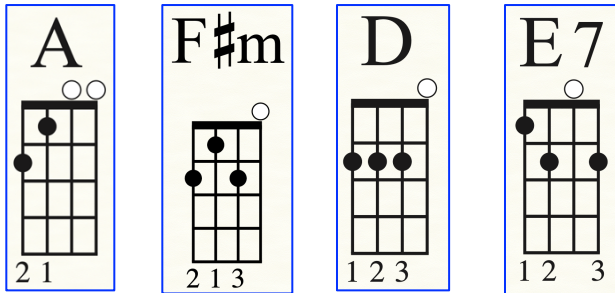
Are you go-ing to Scar-bor-ough Fair? Par-sley, sage, rose-

mar-y and thyme. Re-mem-ber me to one who lives there. She once

was a true love of mine. - - - mine.



## Ukulele Version



## One Chord Songs

### Frere Jacques [4/4]

[A] Are you sleeping, are you sleeping, brother John, brother John? Morning bells are ringing. Morning bells are ringing. Ding, dang, dong. Ding, dang, dong.

Frère Jacques, Frère Jacques, dormez-vous, dormez-vous? Sonnez les matines. Sonnez les matines. Ding, dang, dong. Ding, dang, dong.

### Three Blind Mice [4/4]

[A] Three blind mice. Three blind mice. See how they run. See how they run. They all ran after the farmer's wife. She cut off their tails with a carving knife. Have you ever seen such a sight in your life as three blind mice?

### Row Row Row Your Boat [6/8]

[D] Row row row your boat gently down the stream. Merrily merrily merrily merrily. Life is but a dream.

[D] Row, row, row your boat right across the lake. Don't stand up and rock the boat -- oh that's a big mistake.

[D] Row, row, row your boat underneath the stream. Ha ha fooled you. It's a submarine.

### Farmer in the Dell [4/4]

The [D] farmer in the dell. The farmer in the dell. Hi-Ho the dairy-o. The farmer in the dell.


- The farmer takes the wife.
- The wife takes the child.
- The child takes the nurse.
- The nurse takes the bull.
- The bull takes the cow.
- The cow takes the dog.
- The dog takes the cat.
- The cat takes the rat.
- The rat takes the cheese.
- The cheese stands alone.

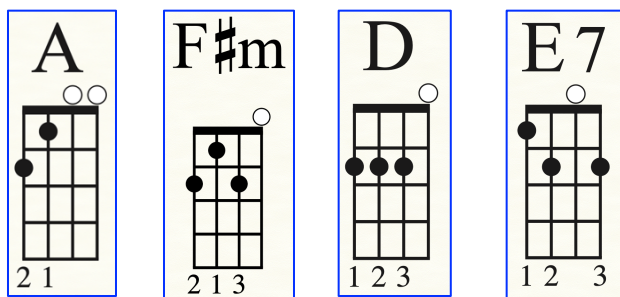
### Lime in the Coconut [4/4]

My [E7] brother bought a coconut. He bought it for a dime. My sister had another one and spent it on a lime. You put the lime in the coconut and shake it all up. You put the lime in the coconut and drink it all up. You put the lime in the coconut and then you'll perk on up. (Hoowah!)

Called the doctor woke him up and here is what I said. I said: **Doctor** ain't there nothin' I can take? I said: **Doctor** to relieve this bellyache. I said: **Doctor** ain't there nothin' I can take? You put the lime in the coconut, you drink 'em both together. Put the lime in the coconut, then you feel much better. Put the lime in the coconut, and {slow down!} call me in the morning. \*\*

{asterisks in this book mean tremulo strum}





## Two Chord Songs

### Five Little Monkeys [4/4]


[A] Five little monkeys jumpin' on the bed.  
One fell off and [E7] bumped his [A] head.  
Sent for the doctah, doctah he said, no more  
monkeys jumpin' [E7] on the [A] bed.

- Four little monkeys.
- Three little monkeys.
- Two little monkeys.
- One little monkeys.

### Hokey Pokey [4/4]

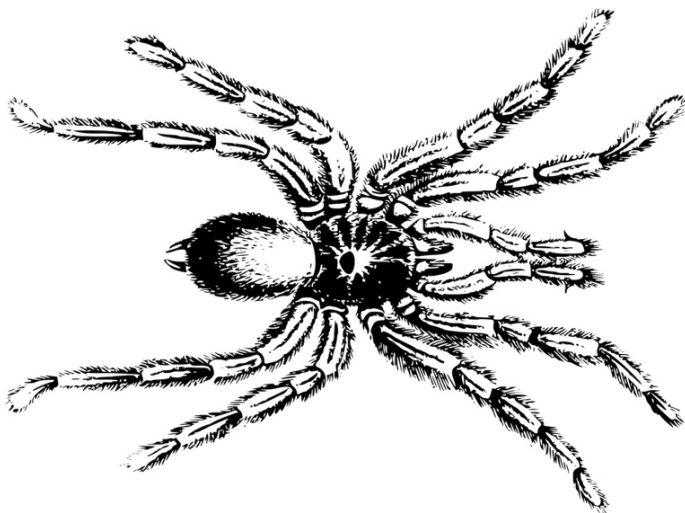
You put your [A] right foot in. You take your  
right foot out. You put your right foot in and  
you [E7] shake it all about. You do the hokey  
pokey and you turn yourself around. That's  
what it's all a- [A] bout.

- You put your left foot in.
- Right hand. Left hand. Noggin. Bottom.
- You put your whole self in.



### Hush Little Baby [4/4]

[A] Hush, little baby [E7] don't say a word,  
papa's gonna buy you a [A] **mockingbird**.  
And if that mockin'- [E7] bird won't sing,  
papa's gonna buy you a [A] **diamond ring**.  
And if that diamond [E7] ring turns brass,  
papa's gonna buy you a [A] **looking glass**.  
And if that looking [E7] glass gets broke,  
papa's gonna buy you a [A] **billy goat**. And if  
that billy [E7] goat won't pull, papa's gonna  
buy you a [A] **cart and bull**. And if that cart  
and [E7] bull turn over, papa's gonna buy  
you a [A] **dog named Rover**. And if that dog  
named [E7] Rover won't bark, papa 's gonna  
to buy you and [A] **horse and cart**. And if  
that horse and [E7] cart falls down, you're  
always gonna be the sweetest [A] **baby in  
town**.



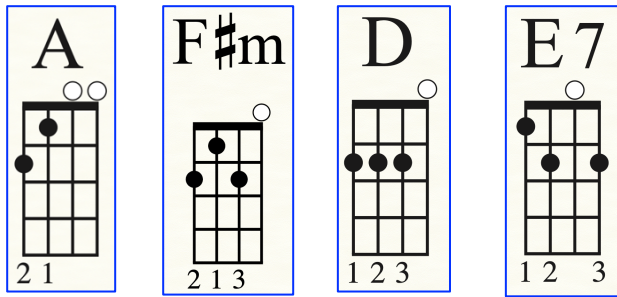
### Itsy-Bitsy Spider [4/4]

The [A] itsy-bitsy spider went [E7] up the  
water [A] spout. Down came the rain and  
[E7] washed the spider [A] out. Out came the  
sun and [E7] dried up all the [A] rain, and  
the itsy-bitsy spider went [E7] up the spout  
a- [A] gain.

### London Bridge is Falling Down [4/4]

[A] London Bridge is falling down,  
[E7] falling down, [A] falling down. London  
Bridge is falling down, [E7] my fair [A] lady.  
Build it up with silver and gold, [E7] silver  
and gold, [A] silver and gold. Build it up with  
silver and gold, [E7] my fair [A] lady. Take  
the key and have some tea, [E7] have some  
tea, [A] have some tea. Take the key and  
have some tea, [E7] my fair [A] lady.





## Three Chord Songs



### Simple Gifts [4/4]

'tis a [A] gift to be simple, 'tis a gift to be free,  
'tis a [E7] gift to come down to where we  
ought to be, and [A] when we find ourselves  
in a place that is right, it will [E7] be in the  
valley of [A] love and delight.

When true simplicity is gained, to bow and to  
bend we [E7] won't be ashamed. To  
[A] turn turn and turn it will be our delight  
'til by [E7] turning and turning we  
[A] come round right.



### Soft Kitty [4/4]

[A] Soft kitty [E7] warm kitty [A] little ball  
of fur. Happy kitty [E7] sleepy kitty.  
[A] Purr, [E7] purr, [A] purr.

### Wheels on the Bus [4/4]

The [A] wheels on the bus go round and  
round, [E7] round and round, [A] round and  
round. The wheels on the bus go round and  
round [E7] all through the [A] town.

- The people on the bus go up and down.
- The horn on the bus goes beep, beep, beep.
- The wipers on the bus go swish, swish, swish.
- The signals on the bus go blink, blink, blink.
- The motor on the bus goes zoom, zoom, zoom.
- The babies on the bus go waa, waa, waa.
- The parents on the bus go shh, shh, shh.
- The mummies on the bus say, "I love you."

### Clementine [3/4]

In a [A] cavern in a canyon excavating for a  
[E7] mine dwelt a [D] miner forty- [A] niner,  
and his [E7] daughter Clemen- [A] tine.

Oh my [A] darling, oh my darling, oh my  
darling Clemen- [E7] tine. You are [D] lost  
and gone for- [A] ever dreadful [E7] sorry  
Clemen- [A] tine.

Light she [A] was and like a fairy and her  
shoes were number [E7] nine. Herring  
[D] boxes without [A] topses, sandals  
[E7] were for Clemen- [A] tine.

Drove the [A] ducklings to the water ev'ry  
morning just at [E7] nine, hit her [D] foot  
against a [A] splinter, fell in- [E7] to the  
foaming [A] brine.

Ruby [A] lips above the water, blowing  
bubbles soft and [E7] fine, but [D] alas I was  
no [A] swimmer, neither [E7] was my  
Clemen- [A] tine.

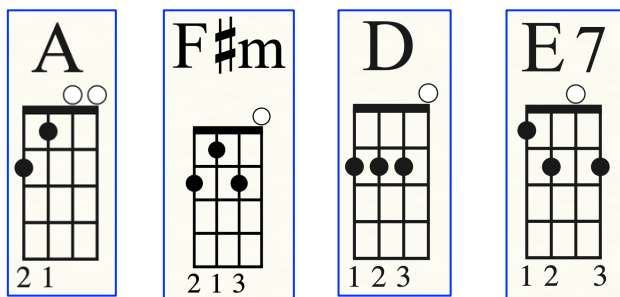
In a [A] churchyard near the canyon, where  
the myrtle boughs en- [E7] twine, grow the  
[D] roses in their [A] posies, ferti- [E7] lized  
by Clemen- [A] tine.

Then, the [A] miner, forty-niner, soon began  
to fret and [E7] pine, thought he [D] oughter  
join his [A] daughter, so he's [E7] now with  
Clemen- [A] tine.

In my [A] dreams she still doth haunt me  
robed in garments soaked with [E7] brine.  
Then she [D] rises from the [A] waters, and I  
[E7] kiss my Clemen- [A] tine.

How I [A] missed her, how I missed her, how  
I missed my Clemen- [E7] tine, 'til I  
[D] kissed her little [A] sister then for-  
[E7] got my Clemen- [A] tine.





### Danny Boy [4/4]

Oh Danny [A] boy the pipes the pipes are  
[D] calling from glen to [A] glen, and down  
the mountain [E7] side. The summer's  
[A] gone and all the roses [D] falling. It's you  
it's [A] you must [E7] go and I must [A] bide.

But come ye [A] back when [D] summer's in  
the [A] meadow, or when the valley's  
[D] hushed and white with [E7] snow. Oh I'll  
be [A] here in [D] sunshine or in [A] shadow.  
Oh Danny boy oh Danny [E7] boy I love you  
[A] so.

But if you [A] come and all the flowers  
[D] dying, and I am [A] dead (and dead I well  
may [E7] be), you'll come and [A] find the  
place where I am [D] lying, and kneel and  
[A] say an [E7] "Ave" for [A] me.

And I will [A] know though [D] soft you tread  
a- [A] bove me, and in my grave will  
[D] warm and sweeter [E7] be. And you'll  
kneel [A] down and [D] whisper that you  
[A] love me. And I will sleep in peace un-  
[E7] til you come to [A] me.



### Do Your Ears Hang Low? [4/4]

Do your [A] ears hang low? Do they  
[D] wobble to and fro? Can you [A] tie them  
in a knot? Can you [E7] tie them in a bow?  
Can you [A] throw them o'er your shoulder  
like a [D] continental soldier? Do your  
[A] ears [E7] hang [A] low?

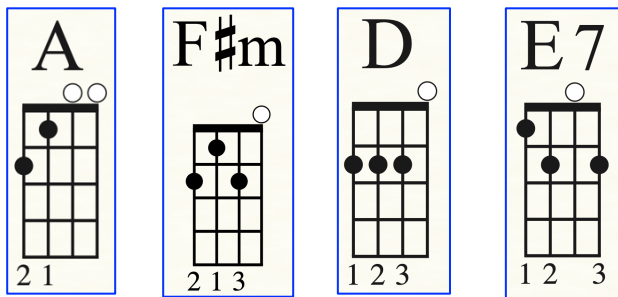
Do your [A] ears stand high? Do they  
[D] reach up to the sky? Do they [A] droop  
when they are wet? Do they [E7] stiffen  
when they're dry? Can you [A] semaphore  
your neighbor with a [D] minimum of labor?  
Do your [A] ears [E7] stand [A] high?

Do your [A] ears fall off? Do they [D] dangle  
when you cough? Can you [A] juggle them for  
fun? And put them [E7] back when you are  
done? Can you [A] do some origami? Can you  
[D] chew them like salami? Do your [A] ears  
[E7] fall [A] off?

Do your [A] ears flip-flop? Can you [D] use  
them as a mop? Are they [A] stringy at the  
bottom? Are they [E7] curly at the top? Can  
you [A] use them for a swatter? [D] Can you  
use them for a blotter? Do your [A] ears  
[E7] flip- [A] flop?

Do your [A] ears stick out? Can you  
[D] waggle them about? Can you [A] flap  
them up and down as you [E7] fly around the  
town? Can you [A] shut them like a door  
when you [D] hear an awful bore? Do your  
[A] ears [E7] stick [A] out?

Do your [A] ears give snacks? Are they  
[D] filled up with some wax? Do you [A] eat it  
in the morning? Do you [E7] eat it in the  
bath? Do you [A] eat it with a scone or en-  
[D] joy it on its own? Do your [A] ears  
[E7] give [A] snacks?



### For He's a Jolly Good Fellow! [6/8]

For [A] he's a jolly good [D] fel- [A] low.  
 For [E7] he's a jolly good [A] fellow.  
 For he's a jolly good [D] fellow \*\*  
 that [E7] nobody can de- [A] ny!

That nobody can deny!  
 That nobody can deny!

For he's a jolly good [D] felloooooooooow \*\*  
 that [E7] nobody can de- [A] ny!

### Happy Birthday Blinky Style [4/4]

Happy [A] birth-a-day to [E7] you.  
 Shug-a-shug, shug-a-shug.

Happy [E7] birth-a-day to [A] you.  
 Shug-a-shug, shug-a-shug.

Happy [A] birth-a-day  
 dear [D] chil-a-dren.  
 Happy [A] birth-a-day  
 [E7] to [A] you.

Shug-a-shug  
 shug shug.



### If You're Happy and You Know It [4/4]

If you're [A] happy and you know it, clap  
 your [E7] hands. If you're happy and you  
 know it, clap your [A] hands. If you're  
 [D] happy and you know it, then your  
 [A] face will surely show it. If you're  
 [E7] happy and you know it, clap your  
 [A] hands.

- Stomp your feet.
- Say hooray.
- Do all three!



### I'm a Little Teapot [4/4]

[A] I'm a little teapot [D] short and [A] stout.  
 [E7] Here is my [A] handle, [E7] here is my  
 [A] spout. When I get all steamed up [D] hear  
 me [A] shout. Tip me over and [E7] pour me  
 [A] out.



### I'm Bringing Home a Baby Bumblebee [4/4]


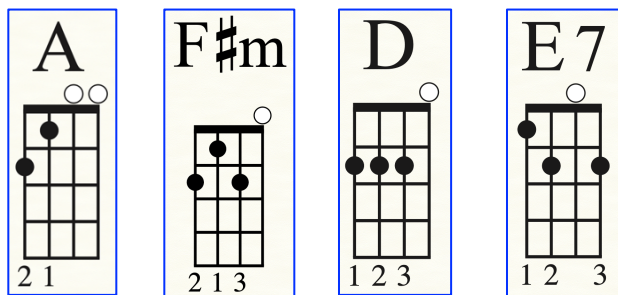
I'm [A] bringing home a [D] baby  
 [A] bumblebee. [E7] Won't my [A] mommy  
 [D] be so proud of [A] me? I'm bringing home  
 a [D] baby [A] bumblebee.  
*Ouch! He bit me!*

I'm [A] squishing up my [D] baby  
 [A] bumblebee. [E7] Won't my [A] mommy  
 [D] be so proud of [A] me? I'm squishing up  
 my [D] baby [A] bumblebee.  
*Eew! It's on me!*

- I'm [A] licking off my [D] baby  
 [A] bumblebee. [E7] Won't my [A] mommy  
 [D] be so proud of [A] me? I'm licking off my  
 [D] baby [A] bumblebee.  
*He's inside me!*

I'm [A] barfing up my [D] baby  
 [A] bumblebee. [E7] Won't my [A] mommy  
 [D] be so proud of [A] me? I'm barfing up my  
 [D] baby [A] bumblebee.  
*Oh! What a mess!*

I'm [A] wiping off my [D] baby  
 [A] bumblebee. [E7] Won't my [A] mommy  
 [D] be so proud of [A] me? I'm wiping off my  
 [D] baby [A] bumblebee.  
*Look! All clean!*



### I've Been Working on the Railroad [4/4]

[A] I've been working on the railroad [D] all  
the live-long [A] day. I've been working on  
the railroad just to [E7] pass the time away.  
Can't you hear the whistle [A] blowin'?  
[D] Rise up so early in the [A] morn.  
[D] Can't you hear the captain [A] shoutin'?  
[E7] "Dinah, blow your [A] horn."

Dinah, won't you blow, [D] Dinah, won't you  
blow, [E7] Dinah, won't you blow your  
[A] ho-o-rn? Dinah, won't you blow,  
[D] Dinah, won't you blow, [E7] Dinah,  
won't you blow your [A] horn?

Someone's in the kitchen with Dinah.  
Someone's in the kitchen I [E7] kno-o-o-ow.  
[A] Someone's in the kitchen with  
[D] Dinah \*\*

[E7] strummin' on the old ban- [A] jo, and  
singin' fee, fie, fiddly-i-o. Fee, fie, fiddly-i-  
[E7] o-o-o-o. [A] Fee, fie, [D] fiddly-i-  
oooooooooooo \*\*


[E7] Strummin' on the old ban- [A] jo. \*\*\*

### Old MacDonald [4/4]

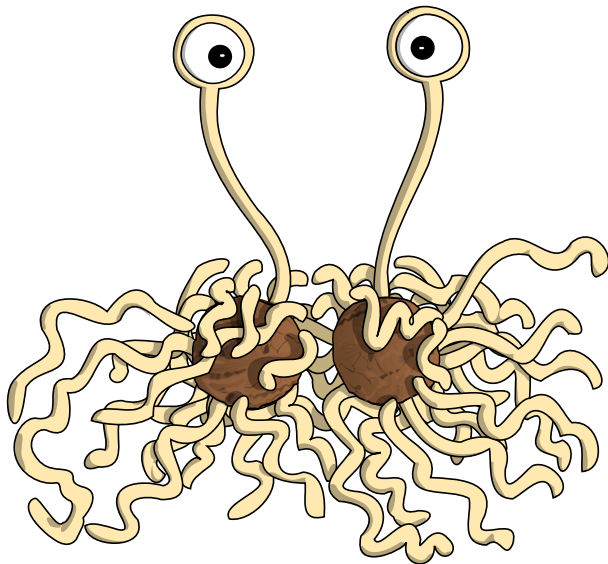
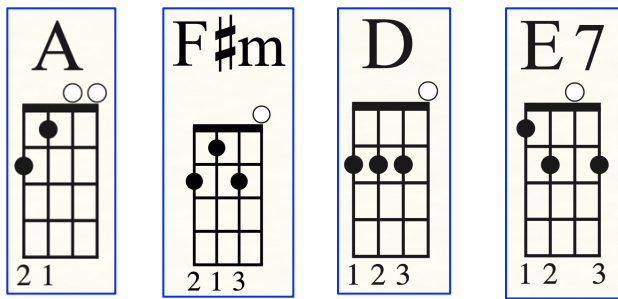
[A] Old MacDonald [D] had a [A] farm, E-I-  
[E7] E-I- [A] O. And on his farm he [D] had a  
[A] **cow**, E-I- [E7] E-I- [A] O.

[A] With a moo moo here and a moo moo  
there. Here a moo, there a moo, everywhere a  
moo moo. [A] Old MacDonald [D] had a  
[A] farm, E-I- [E7] E-I- [A] O

- And [A] on his farm he [D] had a [A] **pig** ...  
With an oink-oink here....
- And [A] on his farm he [D] had a [A] **duck** ...  
With a quack-quack here....
- And [A] on his farm he [D] had a [A] **dog** ...  
With an arf-arf here....
- And [A] on his farm he [D] had a [A] **cat** ...  
With a meow-meow here....
- And [A] on his farm he [D] had a [A] **chicken** ...  
With a cluck-cluck here....
- And [A] on his farm he [D] had a [A] **burro** ...  
With a hee-haw here....







### On Top of Spaghetti [3/4]

On [A] top of spa- [D] ghetti, all covered with [A] cheese, I lost my poor [E7] meatball when somebody [A] sneezed.


It rolled off the [D] table and onto the [A] floor. And then my poor [E7] meatball rolled right out the [A] door.

It rolled down the [D] gutter, and under a [A] bush and now my poor [E7] meatball, is nothing but [A] mush.

The rains came and [D] soaked it, as wet as can [A] be and early next [E7] summer it grew to a [A] tree.

The tree was all [D] covered with beautiful [A] moss. It grew lovely [E7] meatballs all covered in [A] sauce.

If you eat spa- [D] ghetti, all covered in [A] cheese, hang onto your [E7] meatball and don't ever [A] sneeze.

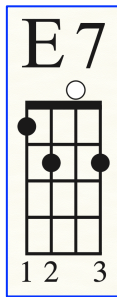
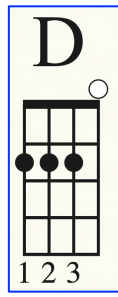
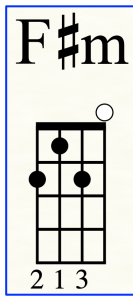
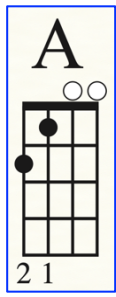


### She'll Be Comin' Round the Mountain [4/4]

She'll be [A] coming 'round the mountain when she comes. (Toot toot). She'll be [D] coming 'round the mountain when she [A] comes. (Toot toot). She'll be [D] coming 'round the mountain, she'll be [A] coming 'round the mountain, she'll be [E7] coming 'round the mountain, when she [A] comes. (Toot toot).

- She'll be driving **six white horses** when she comes. (Whoa there)
- Oh we'll all **come out to meet her** when she comes. (Hi there)
- Oh we'll kill the **old red rooster** when she comes. (Whack whack)
- Oh we'll all have **chicken dumplings** when she comes. (Yum yum)
- Oh we'll all **drink apple cider** when she comes. (Glug glug)
- She'll have to **sleep with grandma** when she comes. (Snore snore)
- She'll wear a **woolen nightie** when she comes. (Scratch scratch)





### This Little Light of Mine [4/4]

[A] This little light of mine. I'm gonna let it shine. [D] This little light of mine. [A] I'm gonna let it shine. This little light of mine. I'm gonna let it shine. Let it [D] shine, let it [E7] shine, let it [A] shine.

### This Old Man [4/4]

[A] This old man, he played one. [D] He played knick knock [E7] on my thumb with a [A] knick knock paddy whack give the dog a bone. [E7] This old man came rolling [A] home.

- Two...my shoe
- Three...my knee
- Four...the door
- Five...on a bee hive
- Six...the sticks
- Seven...up to heaven
- Eight...on the gate
- Nine...down the line
- Ten...in the den

### Twinkle, Twinkle Little Star [4/4]

[A] Twinkle, twinkle [D] little [A] star. [E7] How I [A] wonder [E7] what you [A] are. Up a- [D] bove the [A] world so [E7] high, [A] like a [D] diamond [A] in the [E7] sky. [A] Twinkle, twinkle [D] little [A] star. [E7] How I [A] wonder [E7] what you [A] are.

[A] **abcd** [D] **ef** [A] **g** [E7] **hi** [A] **jk**  
 [E7] **lmno** [A] **p. Qr** [D] **s** and [A] **tu**  
 [E7] **v** [A] **w** [D] **x** and [A] **y** and [E7] **z**.  
 [A] **Now I know my** [D] **ab** [A] **c's**  
 [E7] **next time** [A] **won't you** [E7] **sing with**  
 [A] **me.**

### Yankee Doodle [4/4]

[A] Yankee Doodle went to town a-riding on a [E7] pony. [A] Stuck a feather [D] in his hat and [E7] called it maca- [A] roni. [D] Yankee Doodle, keep it up. [A] Yankee Doodle dandy. [D] Mind the music and the step, and [E7] with the girls be [A] handy.



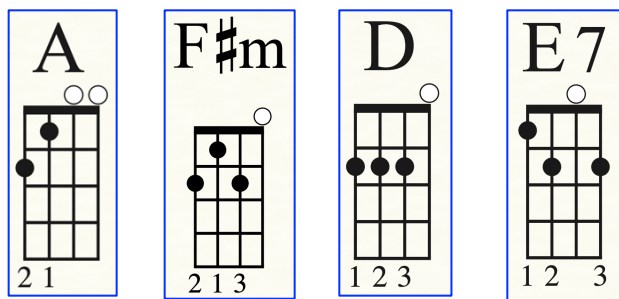
### You are My Sunshine [4/4]

You are my [A] sunshine, my only sunshine. You make me [D] happy, when skies are [A] gray. You'll never [D] know dear, how much I [A] love you. Please don't [E7] take my sunshine a- [A] way.

I'll always [A] love you and be there for you. I will pro- [D] tect you and keep you [A] safe. You are my [D] dream dear. You are my [A] sunshine. Please don't [E7] take my sunshine a- [A] way.

The other [A] night, dear, as I lay sleeping, I dreamed I [D] held you in my [A] arms. When I a- [D] woke, dear, I was mis- [A] taken and I [E7] hung my head and I [A] cried.





[A] Kookaburra [D] sits on a [A] rusty nail  
 [A] Gets a [D] boo-boo [A] on his tail  
 [D] Cry, Kookaburra! [F#m] Cry,  
 kookaburra! [A] Oh how [E7] life can [A] be.  
 [A] Kookaburra [D] sits in the [A] old gum  
 tree, [A] merry, merry [D] king of the  
 [A] bush is he [D] Laugh kookaburra,  
 [F#m] laugh Kookaburra, [A] gay your  
 [E7] life must [A] be.

## Four Chord Songs



### Kookaburra [4/4]

[A] Kookaburra [D] sits in the [A] old gum  
 tree, [A] merry, merry [D] king of the  
 [A] bush is he [D] Laugh kookaburra,  
 [F#m] laugh Kookaburra, [A] gay your  
 [E7] life must [A].

[A] Kookaburra [D] sits in the [A] old gum  
 tree, [A] eating all the [D] gumdrops  
 [A] he can see [D] Stop, kookaburra,  
 [F#m] stop Kookaburra, [A] leave some  
 [E7] there for [A] me

[A] Kookaburra [D] sits in the [A] old gum  
 tree, [A] chasing all the [D] monkeys  
 [A] he can see [D] Stop, kookaburra,  
 [F#m] stop Kookaburra, [A] that`s not a  
 [E7] monkey, that`s [A] me!



### Vive la Compagnie [4/4]

Let [A] every good fellow now join in the  
 song. Vive la [E7] compa- [A] nie. Success to  
 each other and pass it along. Vive la  
 [E7] compa- [A] nie.

[A] Vive la, vive la, [D] vive l'amour.  
 [A] Vive la, vive la, [E7] vive l'amour.  
 [F#m] Vive l'amour,  
 [D] vive l'amour.  
 [E7] Vive la compa- [A] nie.

A [A] friend on your left and a friend on your  
 right. Vive la [E7] compa- [A] nie. In love and  
 good fellowship, let us unite. Vive la  
 [E7] compa- [A] nie.

With [A] friends all around we'll sing out our  
 song. Vive la [E7] compa- [A] nie. We'll  
 banish our troubles, it won't take us long.  
 Vive la [E7] compa- [A] nie.

Should [A] time or occasion compel us to  
 part. Vive la [E7] compa- [A] nie. These days  
 shall forever enliven our hearts. Vive la  
 [E7] compa- [A] nie.





<https://ukuleleorchestra.org>

**In-Person and Online Fun Classes**

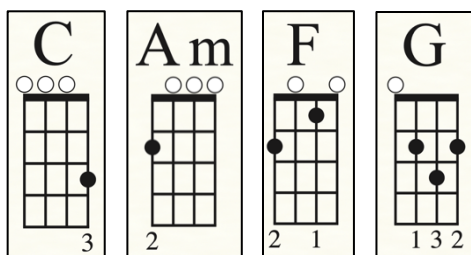
**Complete Introductory Programs**

**Specialty and Advanced Workshops**

**An Orchestra YOU Can Join This Week!**

303-984-0777

## UKULELE VERSION



### Waltzing Matilda [4/4] Go Kangaroos!

**Intro:** [C] [G] [Am] [F] [C] [G] [Cx4]

#### Verse 1:

[C] Once a jolly [G] swag man [Am] camped beside a [F] billabong [C] under the shade of a [G] coolibah tree, and he [C] sang as he [G] sat and [Am] waited 'til his [F] billy boiled. [C] "You'll come a-waltzing Ma- [G] tilda with [C] me. Waltzing Matilda. [F] Waltzing Matilda. [C] You'll come a-waltzing Ma- [G] tilda with me." And he [C] sang as he [G] sat and [Am] waited 'til his [F] billy boiled. [C] "You'll come a-waltzing Ma- [G] tilda with [C] me."

#### Verse 2:

[C] Down came a [G] jumbuck to [Am] drink beside the [F] billabong. [C] Up jumped the swag man and [G] grabbed him with glee and he [C] sang as he [G] stowed that [Am] jumbuck in his [F] tucker bag. [C] "You'll come a-waltzing Ma- [G] tilda with [C] me. Waltzing Matilda. [F] Waltzing Matilda. [C] You'll come a-waltzing Ma- [G] tilda with me." And he [C] sang as he [G] stowed that [Am] jumbuck in his [F] tucker bag. [C] "You'll come a-waltzing Ma- [G] tilda with [C] me."

#### Verse 3:

[C] Up came the [G] squatter [Am] mounted on his [F] thoroughbred. [C] Down came the troopers, [G] one two, three. Saying, [C] "Where's that jolly [G] jumbuck you've [Am] got inside your [F] tucker bag?" [C] "You'll come a-waltzing Ma- [G] tilda with [C] me. Waltzing Matilda. [F] Waltzing Matilda. [C] You'll come a-waltzing Ma- [G] tilda with me." Saying, [C] "Where's that jolly [G] jumbuck you've [Am] got inside your [F] tucker bag?" [C] "You'll come a-waltzing Ma- [G] tilda with [C] me."

#### Verse 4:

[C] Up jumped the [G] swag man, he [Am] sprang into the [F] billabong. [C] "You'll never catch me a- [G] live...." And his [C] ghost may be [G] heard as you [Am] pass along that [F] billabong. [C] "You'll come a-waltzing Ma- [G] tilda with [C] me. Waltzing Matilda. [F] Waltzing Matilda. [C] You'll come a-waltzing Ma- [G] tilda with me." And his [C] ghost may be [G] heard as you [Am] pass along that [F] billabong. [C] "You'll come a-waltzing Ma- [G] tilda with [C] me."

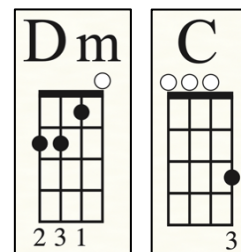
#### Big Finish:

[C] Waltzing Matilda. [F] Waltzing Matilda. [C] You'll come a-waltzing Ma- [G] tilda with me." And his [C] ghost may be [G] heard as you [Am] pass along that [F] billabong. [C] "You'll come a-waltzing Ma- [G] tilda with [C] me." {tremulo!}

%%%%%%%%%

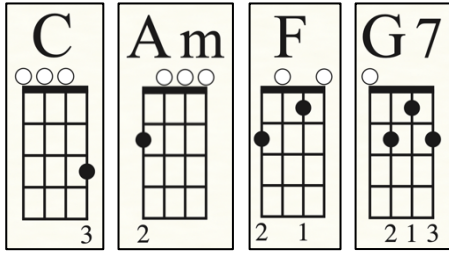
### Drunken Sailor [4/4] A Sad Tale

[Dm] What shall we do with the drunken sailor?  
[C] What shall we do with the drunken sailor?  
[Dm] What shall we do with the drunken sailor?  
[C] Earl-aye in the  
[Dm] morning?



[Dm] Hoo-ray and up she rises.  
[C] Hoo-ray and up she rises.  
[Dm] Hoo-ray and up she rises.  
[C] Earl-aye in the  
[Dm] morning?

%%%%%%%%%



## Kookaburra [4/4] Go Girl Scouts!

**Intro:** [C] [F] [G7] [C]

[C] Kookaburra [F] sits in the [C] old gum tree.  
Merry, merry [F] king of the [C] bush is he.  
[F] Laugh kookaburra, [Am] laugh  
Kookaburra, [C] gay your [G7] life must  
[C] be.

[C] Kookaburra [F] sits in the [C] old gum tree,  
eating all the [F] gumdrops [C] he can see  
[F] Stop, kookaburra, [Am] stop  
Kookaburra, [C] leave some [G7] there for  
[C] me.

[C] Kookaburra [F] sits in the [C] old gum tree,  
chasing all the [F] monkeys [C] he can see  
[F] Stop, kookaburra, [Am] stop  
Kookaburra, [C] that's not a [G7] monkey,  
that's [C] me!

[C] Kookaburra [F] sits on a [C] rusty nail  
Gets a [F] boo-boo [C] on his tail  
[F] Cry, Kookaburra! [Am] Cry, kookaburra!  
[C] Oh how [G7] life can [C] be.

[C] Kookaburra [F] sits in the [C] old gum tree.  
Merry, merry [F] king of the [C] bush is he.  
[F] Laugh kookaburra, [Am] laugh  
Kookaburra, [C] gay your [G7] life must  
[C] be. {bum, bum}

%%

## This Little Light of Mine [4/4] A Happy Tale

[C] This little light of mine. I'm gonna let it shine.  
[F] This little light of mine.  
[C] I'm gonna let it shine. This little light of mine.  
I'm gonna let it shine. Let it  
[F] shine, let it [G7] shine, let it [C] shine.

%%

## You are My Sunshine [4/4] A Sad Tale Too

### Verse 1:

You are my [C] sunshine, my only sunshine. You  
make me [F] happy, when skies are [C] gray.  
You'll never [F] know dear, how much I [C] love  
you. Please don't [G7] take my sunshine a-  
[C] way.

### Verse 2:

I'll always [C] love you and be there for you. I will  
pro- [F] tect you and keep you [C] safe. You are  
my [F] dream dear. You are my [C] sunshine.  
Please don't [G7] take my sunshine a- [C] way.

### Verse 3:

The other [C] night, dear, as I lay sleeping, I  
dreamed I [F] held you in my [C] arms. When  
I a- [F] woke, dear, I was mis- [C] taken and I  
[G7] hung my head and I [C] cried.

%%

## Danny Boy [4/4] The Saddest Tale

### Verse 1:

Oh Danny [C] boy the pipes the pipes are  
[F] calling from glen to [C] glen, and down the  
mountain [G7] side. The summer's [C] gone and  
all the roses [F] falling. It's you it's [C] you must  
[G7] go and I must [C] bide.

But come ye back when [F] summer's in the  
[C] meadow, or when the valley's [F] hushed and  
white with [G7] snow. Oh I'll be [C] here in  
[F] sunshine or in [C] shadow. Oh Danny boy oh  
Danny [G7] boy I love you [C] so.

### Verse 2:

But if you come and all the flowers [F] dying, and I  
am [C] dead (and dead I well may [G7] be), you'll  
come and [C] find the place where I am [F] lying,  
and kneel and [C] say an [G7] "Ave" for [C] me.

And I will know though [F] soft you tread a-  
[C] bove me, and in my grave will [F] warm and  
sweeter [G7] be. And you'll kneel [C] down and  
[F] whisper that you [C] love me. And I will sleep  
in peace un- [G7] til you come to [C] me.

%%



# Ukulele Chords in Major Keys

Arranged by Gary Jugert: Revised July 12, 2021

	I	ii	iii	IV	V	V7	vi	vii°
C								
G								
D								
A								
E								
B								
F#								
C#								

<b>F</b>	<b>F</b> 	<b>G m</b> 	<b>A m</b> 	<b>Bb</b> 	<b>C</b> 	<b>C7</b> 	<b>D m</b> 	<b>E dim</b> 
<b>Bb</b>	<b>Bb</b> 	<b>C m</b> 	<b>D m</b> 	<b>Eb</b> 	<b>F</b> 	<b>F7</b> 	<b>G m</b> 	<b>A dim</b> 
<b>Eb</b>	<b>Eb</b> 	<b>F m</b> 	<b>G m</b> 	<b>Ab</b> 	<b>Bb</b> 	<b>Bb7</b> 	<b>C m</b> 	<b>D dim</b> 
<b>Ab</b>	<b>Ab</b> 	<b>Bbm</b> 	<b>C m</b> 	<b>Db</b> 	<b>Eb</b> 	<b>Eb7</b> 	<b>F m</b> 	<b>G dim</b> 
<b>Db</b>	<b>Db</b> 	<b>Ebm</b> 	<b>F m</b> 	<b>Gb</b> 	<b>Ab</b> 	<b>Ab7</b> 	<b>Bbm</b> 	<b>C dim</b> 
<b>Gb</b>	<b>Gb</b> 	<b>Abm</b> 	<b>Bbm</b> 	<b>Cb</b> 	<b>Db</b> 	<b>Db7</b> 	<b>Ebm</b> 	<b>F dim</b> 
<b>Cb</b>	<b>Cb</b> 	<b>Dbm</b> 	<b>Ebm</b> 	<b>Fb</b> 	<b>Gb</b> 	<b>Gb7</b> 	<b>Abm</b> 	<b>Bbdim</b> 

- You'll find B#, E#, Cb, Fb, and double sharps here, but don't be a psycho. Simplify the spelling of those chords when you use them. They're here because they're accurate, not because they're wise.
- Ukulele friendly keys are marked in orange. Principal chords in each key are also marked in orange.
- In the not-so-ukulele-friendly keys, you will find using all bar chords will work better ... probably.
- If you find a mistake here, please email me so I can fix it. [garyjugert@yahoo.com](mailto:garyjugert@yahoo.com)

# Ukulele Chords in Minor Keys

Arranged by Gary Jugert: Revised January 31, 2021

	i	ii°	III+	iv	V	V7	VI	vii°
Am	A m  2	B dim  1 2	C +  1 3	D m  2 3 1	E  1 1 1 4 4fr.	E 7  1 2 3	F  2 1	G#dim  1 3 2 4
Em	E m  3 2 1	F#dim  1 3 2 4	G +  2 3 1	A m  2	B  3 2 1 1	B 7  1 2 1 1	C  3	D#dim  1 3 2 4
Bm	B m  3 1 1 1	C#dim  1 2	D +  2 1 1 4 2fr.	E m  3 2 1	F#  3 1 2 1	F# 7  2 3 1 4	G  1 3 2	A#dim  1 2
F#m	F#m  2 1 3	G#dim  1 3 2 4	A +  3 1 2	B m  3 1 1 1	C#  1 1 1 4	C# 7  1 1 1 2	D  1 2 3	E#dim  1 3 2 4
C#m	C#m  3 1 1 1 4fr.	D#dim  1 3 2 4	E +  1 3	F#m  2 1 3	G#  3 1 2 1 3fr.	G# 7  2 3 1 4 4fr.	A  2 1	B#dim  1 3 2 4
G#m	G#m  1 3 4 2	A#dim  1 2	B +  2 3 1	C#m  3 1 1 1 4fr.	D#  2 3 1	D# 7  1 1 1 2	E  1 1 1 4 4fr.	F#dim  1 2
D#m	D#m  1 3 4 2	E#dim  1 3 2 4	F# +  2 1 1 4 2fr.	G#m  1 3 4 2	A#  3 2 1 1	A# 7  1 2 1 1	B  3 2 1 1	C#dim  1 3 2 4
A#m	A#m  3 1 1 1	B#dim  1 3 2 4	C# +  3 1 2	D#m  1 3 4 2	E#  2 1	E# 7  2 3 1	F#  3 1 2 1	G#dim  1 3 2 4



<b>Dm</b>	D m 	E dim 	F + 	G m 	A 	A 7 	Bb 	C#dim 
<b>Gm</b>	G m 	A dim 	Bb+ 	C m 	D 	D 7 	Eb 	F#dim 
<b>Cm</b>	C m 	D dim 	Eb+ 	F m 	G 	G 7 	Ab 	B dim 
<b>Fm</b>	F m 	G dim 	Ab+ 	Bbm 	C 	C 7 	Db 	E dim 
<b>Bbm</b>	Bbm 	C dim 	Db+ 	Ebm 	F 	F 7 	Gb 	A dim 
<b>Ebm</b>	Ebm 	F dim 	Gb+ 	Abm 	Bb 	Bb 7 	Cb 	D dim 
<b>Abm</b>	Abm 	Bbdim 	Cb+ 	Dbm 	Eb 	Eb 7 	Fb 	G dim 

- You'll find B#, E#, Cb, Fb, and double sharps here, but don't be a psycho. Simplify the spelling of those chords when you use them. They're here because they're accurate, not because they're wise.
- Ukulele friendly keys are marked in green. Principal chords in each key are also marked in green.
- In the not-so-ukulele-friendly keys, you will find using all bar chords will work better ... probably.
- If you find a mistake here, please email me so I can fix it. [garyjugert@yahoo.com](mailto:garyjugert@yahoo.com)

# Ukulele Circle of Fifths

